

Figure NHN-1
Population Pyramid showing Age Distribution: 2012-2014
NAHARLAGUN

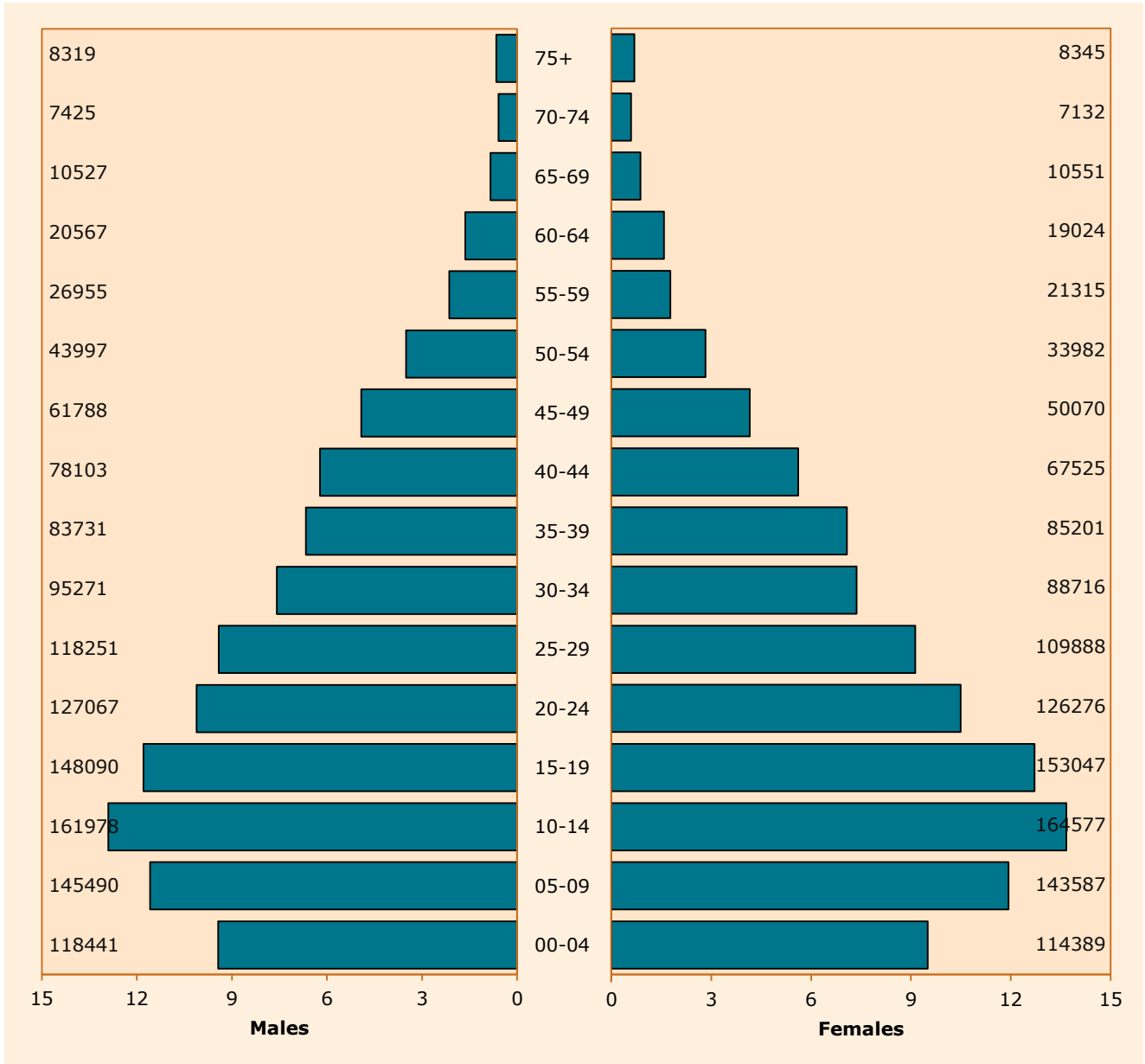


TABLE NHH-2
Population by Five Year Age Group and Gender: 2012 - 2014
Number and Relative Proportion(%)
NAHARLAGUN

Age Group	Males		Females	
	Number	%	Number	%
00-04	118441	9.43	114389	9.50
05-09	145490	11.58	143587	11.93
10-14	161978	12.90	164577	13.67
15-19	148090	11.79	153047	12.72
20-24	127067	10.12	126276	10.49
25-29	118251	9.41	109888	9.13
30-34	95271	7.59	88716	7.37
35-39	83731	6.67	85201	7.08
40-44	78103	6.22	67525	5.61
45-49	61788	4.92	50070	4.16
50-54	43997	3.50	33982	2.82
55-59	26955	2.15	21315	1.77
60-64	20567	1.64	19024	1.58
65-69	10527	0.84	10551	0.88
70-74	7425	0.59	7132	0.59
75+	8319	0.66	8345	0.69
Total	1256000	100.00	1203625	100.00

TABLE NHN-3(a): Number of Incident Cancers by Five Year Age Group and Site (ICD-10): 2012 - 2014 - Males

%= Relative Proportion of Cancers of All Sites

NAHARLAGUN

ICD-10	Site	00-04	05-09	10-14	15-19	20-24	25-29	30-34	35-39	40-44	45-49	50-54	55-59	60-64	65-69	70-74	75+	Unkn	Total	%
C00	Lip	-	-	-	-	-	-	-	-	-	-	-	-	-	-	-	-	-	-	-
C01-C02	Tongue	-	-	-	-	-	-	-	-	-	1	2	1	4	3	1	1	-	13	1.77
C03-C06	Mouth	-	-	-	-	-	1	-	3	2	3	3	1	1	-	-	-	-	14	1.90
C07-C08	Salivary Gland	-	-	-	-	3	1	-	-	-	1	-	-	-	-	-	-	-	5	0.68
C09	Tonsil	-	-	-	-	-	-	-	-	-	1	1	2	2	-	-	-	-	6	0.82
C10	Oth. Oropharynx	-	-	-	-	-	-	-	-	-	-	-	-	-	-	-	-	-	-	-
C11	Nasopharynx	-	-	-	1	3	1	3	4	1	2	4	2	4	3	2	2	-	32	4.35
C12-C13	Hypopharynx	-	-	-	-	-	-	-	-	3	1	1	3	4	3	1	-	-	16	2.18
C14	Pharynx Unspecified	-	-	-	-	-	-	-	-	-	2	-	-	-	1	-	-	-	3	0.41
C15	Oesophagus	-	-	-	-	-	-	2	1	4	7	16	6	11	6	1	3	-	57	7.76
C16	Stomach	-	-	-	1	1	5	2	11	16	27	34	21	30	11	15	6	-	180	24.49
C17	Small Intestine	-	-	-	-	-	1	1	-	-	-	-	-	-	-	-	-	-	2	0.27
C18	Colon	-	-	-	1	-	1	-	-	-	1	2	3	1	1	1	-	-	11	1.50
C19-C20	Rectum	-	-	-	-	2	2	1	1	-	1	2	1	-	1	-	-	-	11	1.50
C21	Anus & Anal Canal	-	-	-	-	-	-	-	-	-	-	-	1	-	1	-	1	-	3	0.41
C22	Liver	1	-	-	-	-	5	8	11	13	24	18	15	20	8	14	9	-	146	19.86
C23-C24	Gallbladder etc.	-	-	-	-	-	-	2	-	1	1	5	1	2	1	-	-	-	13	1.77
C25	Pancreas	-	-	-	-	-	-	-	2	2	1	-	4	2	-	1	1	-	13	1.77
C30-C31	Nose, Sinuses etc.	-	-	-	-	-	-	-	-	-	-	-	-	1	-	-	-	-	1	0.14
C32	Larynx	-	-	-	-	-	-	-	-	2	1	7	7	4	1	2	-	-	24	3.27
C33-C34	Lung etc.	-	-	-	-	1	2	3	2	2	5	11	6	11	6	1	-	-	50	6.80
C37-C38	Other Thoracic Organs	-	-	-	-	-	-	1	1	1	-	-	-	-	-	-	-	-	3	0.41
C40-C41	Bone	-	-	3	2	-	1	-	-	-	2	1	-	-	-	-	-	-	9	1.22
C43	Melanoma of Skin	-	-	-	-	-	-	-	-	-	-	-	-	-	-	-	-	-	-	-
C44	Other Skin	-	-	1	1	-	1	4	-	2	3	4	4	1	-	1	3	-	25	3.40
C45	Mesothelioma	-	-	-	-	-	-	-	-	-	-	-	-	-	-	-	-	-	-	-
C46	Kaposi Sarcoma	-	-	-	-	-	-	-	-	-	-	-	-	-	-	-	-	-	-	-
C47+C49	Conn. & Soft Tissue	-	-	-	-	-	-	-	1	1	-	1	-	-	1	1	-	-	5	0.68
C50	Breast	-	-	-	-	-	-	-	-	-	-	-	2	-	-	-	-	-	2	0.27
C60	Penis	-	-	-	-	-	-	-	1	-	3	1	-	-	-	1	2	-	8	1.09
C61	Prostate	-	-	-	-	-	-	-	-	-	-	-	1	2	-	2	-	-	5	0.68
C62	Testis	2	-	-	-	-	-	1	-	1	-	-	-	-	-	-	-	-	4	0.54
C63	Other Male Genital	-	-	-	-	1	-	-	-	-	-	1	-	-	-	-	-	-	2	0.27
C64	Kidney etc.	-	-	-	-	1	-	-	-	-	-	1	-	3	-	-	-	-	5	0.68
C65	Renal Pelvis	-	-	-	-	-	-	-	-	-	-	-	-	-	-	-	-	-	-	-
C66	Ureter	-	-	-	-	-	-	-	-	-	-	-	-	-	-	-	-	-	-	-
C67	Urinary Bladder	-	-	-	-	-	-	-	-	-	1	-	-	1	-	-	-	-	2	0.27
C68	Uns.Urinary Organs	-	-	-	-	-	-	-	-	-	-	-	-	-	-	-	-	-	-	-
C69	Eye	2	-	-	-	-	-	-	-	-	-	-	-	1	-	-	-	-	3	0.41
C70-C72	Brain, Nervous System	-	1	-	-	1	-	-	-	1	-	-	-	-	-	-	-	-	3	0.41
C73	Thyroid	-	-	-	-	1	2	-	1	2	4	1	-	-	1	-	-	-	12	1.63
C74	Adrenal Gland	-	-	-	-	-	-	-	-	-	1	-	-	-	-	-	-	-	1	0.14
C81	Hodgkins Disease	-	-	-	-	-	-	-	-	-	-	-	-	-	-	-	-	-	-	-
C82-C85	NHL	-	-	-	-	-	-	-	-	-	-	1	-	-	-	-	-	-	1	0.14
C88	Malig Imn.Prol D	-	-	-	-	-	-	-	-	-	-	-	-	-	-	-	-	-	-	-
C90	Multiple Myeloma	-	-	-	-	-	-	-	-	-	-	-	-	-	-	-	-	-	-	-
C91	Lymphoid Leuk.	-	-	-	1	-	-	-	-	-	-	-	-	-	-	-	-	-	1	0.14
C92-C94	Myeloid Leukaemia	-	-	-	-	-	-	-	1	-	-	-	-	-	-	-	-	-	1	0.14
C95	Leukaemia Uns	1	-	3	3	2	4	-	-	3	4	1	1	3	-	-	-	-	25	3.40
C96	CMD,O&U LMH	-	-	-	-	-	-	-	-	-	-	-	-	-	-	-	-	-	-	-
O&U*	Other and Uns	-	-	3	2	1	2	-	1	1	1	3	3	-	-	-	1	-	18	2.45
	All Sites	6	1	10	12	17	29	28	41	58	98	121	85	108	48	44	29	-	735	100.0

* O&U includes the Sites(ICD-10:C26, C39, C48, C75, C76, C77, C78, C79, C80, C97)

TABLE NHN-3(b): Number of Incident Cancers by Five Year Age Group and Site (ICD-10): 2012 - 2014 - Females

%= Relative Proportion of Cancers of All Sites

NAHARLAGUN

ICD-10	Site	00-04	05-09	10-14	15-19	20-24	25-29	30-34	35-39	40-44	45-49	50-54	55-59	60-64	65-69	70-74	75+	Unkn	Total	%
C00	Lip	-	-	-	-	-	-	-	-	-	1	-	-	-	-	1	1	-	3	0.43
C01-C02	Tongue	-	-	-	-	-	-	-	-	-	2	3	2	1	-	-	-	-	8	1.14
C03-C06	Mouth	-	-	-	-	-	-	-	2	-	3	1	-	-	1	-	2	-	9	1.28
C07-C08	Salivary Gland	-	-	-	2	-	-	-	-	-	1	-	-	-	-	1	-	-	4	0.57
C09	Tonsil	-	-	-	-	-	-	-	1	-	-	-	-	-	-	-	-	-	1	0.14
C10	Oth. Oropharynx	-	-	-	-	-	-	-	-	-	-	-	-	-	1	-	-	-	1	0.14
C11	Nasopharynx	-	-	-	-	-	1	2	-	1	4	2	1	6	-	-	-	-	17	2.41
C12-C13	Hypopharynx	-	-	-	-	-	-	-	-	-	-	-	-	1	-	-	1	-	2	0.28
C14	Pharynx Unspecified	-	-	-	-	-	-	-	-	-	-	-	1	-	-	1	-	-	2	0.28
C15	Oesophagus	-	-	-	-	-	1	-	2	1	1	5	2	2	4	3	3	-	24	3.41
C16	Stomach	-	-	-	-	1	-	3	5	10	8	23	7	25	7	-	8	-	97	13.78
C17	Small Intestine	-	-	-	-	-	-	-	-	1	-	-	-	-	-	-	-	-	1	0.14
C18	Colon	-	-	-	-	-	-	-	-	1	1	-	1	2	1	-	1	-	7	0.99
C19-C20	Rectum	-	-	-	1	-	1	-	2	-	2	3	-	3	1	-	-	-	13	1.85
C21	Anus & Anal Canal	-	-	-	-	-	-	-	-	-	1	-	-	-	-	-	-	-	1	0.14
C22	Liver	-	-	-	-	-	-	2	3	12	6	8	5	8	1	3	-	-	48	6.82
C23-C24	Gallbladder etc.	-	-	-	-	2	-	4	4	1	2	4	4	-	2	1	1	-	25	3.55
C25	Pancreas	-	-	-	-	-	-	1	-	2	-	2	1	2	1	1	-	-	10	1.42
C30-C31	Nose, Sinuses etc.	-	-	-	-	-	-	-	-	-	-	-	1	-	1	-	-	-	2	0.28
C32	Larynx	-	-	-	-	-	-	-	1	-	2	1	2	2	-	-	-	-	8	1.14
C33-C34	Lung etc.	-	-	-	-	-	1	-	1	1	5	-	6	7	3	3	2	-	29	4.12
C37-C38	Other Thoracic Organs	-	-	-	-	-	-	-	-	1	-	-	-	-	-	1	-	-	2	0.28
C40-C41	Bone	1	-	3	-	-	1	1	-	1	-	-	-	-	-	-	-	-	7	0.99
C43	Melanoma of Skin	-	-	-	-	-	-	-	-	1	-	1	-	-	-	-	-	-	2	0.28
C44	Other Skin	-	-	-	-	-	1	1	3	3	2	8	3	6	-	-	1	-	28	3.98
C45	Mesothelioma	-	-	-	-	-	-	-	-	-	-	-	-	-	-	-	-	-	-	-
C46	Kaposi Sarcoma	-	-	-	-	-	-	-	-	-	-	-	-	-	-	-	-	-	-	-
C47+C49	Conn. & Soft Tissue	1	-	1	-	1	-	-	1	-	-	3	-	-	-	-	-	-	7	0.99
C50	Breast	-	-	-	-	1	6	2	17	10	16	7	9	3	2	2	1	-	76	10.80
C51	Vulva	-	-	-	-	-	-	-	-	-	2	1	-	-	-	-	-	-	3	0.43
C52	Vagina	-	-	-	-	-	-	-	-	1	-	-	-	-	-	-	-	-	1	0.14
C53	Cervix Uteri	-	-	-	-	1	2	8	14	16	13	18	10	6	-	3	-	-	91	12.93
C54	Corpus Uteri	-	-	-	-	-	-	-	-	-	-	1	-	-	-	-	-	-	1	0.14
C55	Uterus Unspecified	-	-	-	-	-	2	1	2	1	3	-	-	-	-	-	-	-	9	1.28
C56	Ovary etc.	1	-	1	2	-	2	3	5	6	6	6	3	7	2	1	3	-	48	6.82
C57	Other Female Genital	-	-	-	-	-	-	-	-	-	-	-	-	-	-	-	-	-	-	-
C58	Placenta	-	-	-	-	2	1	2	-	1	-	-	-	-	-	-	-	-	6	0.85
C64	Kidney etc.	-	-	-	-	-	-	-	-	-	2	-	-	-	1	-	-	-	3	0.43
C65	Renal Pelvis	-	-	-	-	-	-	-	-	-	-	-	-	-	-	-	-	-	-	-
C66	Ureter	-	-	-	-	-	-	-	-	-	-	-	-	-	-	-	-	-	-	-
C67	Urinary Bladder	-	-	-	-	-	-	-	-	-	-	-	-	-	-	-	1	-	1	0.14
C68	Uns.Urinary Organs	-	-	-	-	-	-	-	-	-	-	-	-	-	-	-	-	-	-	-
C69	Eye	4	-	-	-	-	-	-	-	-	-	-	-	-	-	-	-	-	4	0.57
C70-C72	Brain, Nervous System	-	-	1	-	-	-	1	-	-	-	1	-	-	-	-	-	-	3	0.43
C73	Thyroid	-	-	-	2	5	10	4	5	12	9	6	5	3	1	1	2	-	65	9.23
C74	Adrenal Gland	-	-	-	-	-	-	-	-	-	-	-	-	-	-	-	-	-	-	-
C81	Hodgkins Disease	-	-	-	-	-	-	-	-	-	-	-	-	-	-	-	-	-	-	-
C82-C85	NHL	-	-	-	-	-	-	-	-	-	-	-	-	-	-	-	-	-	-	-
C88	Malig Imn.Prol D	-	-	-	-	-	-	-	-	-	-	-	-	-	-	-	-	-	-	-
C90	Multiple Myeloma	-	-	-	-	-	-	-	-	-	-	-	-	-	-	1	-	-	1	0.14
C91	Lymphoid Leuk.	-	-	-	-	-	-	-	-	-	-	-	-	-	-	-	-	-	-	-
C92-C94	Myeloid Leukaemia	-	-	-	-	-	-	-	-	-	-	-	-	-	-	-	-	-	-	-
C95	Leukaemia Uns	1	-	1	2	1	2	1	2	-	1	1	5	1	1	-	1	-	20	2.84
C96	CMD,O&U LMH	-	-	-	-	-	-	-	-	-	-	-	-	-	-	-	-	-	-	-
O&U*	Other and Uns	-	2	-	-	2	-	1	2	-	-	1	2	2	2	-	-	-	14	1.99
	All Sites	8	2	7	9	16	31	37	72	83	93	106	70	87	32	23	28	-	704	100.0

* O&U includes the Sites(ICD-10:C26, C39, C48, C75, C76, C77, C78, C79, C80, C97)

**TABLE NHN-4(a): Average Annual Age Specific, Crude (CR),
Age Adjusted (AAR) (with Standard Error (SE)) and Truncated (35-64 yrs) (TR)
Incidence Rate per 100,000 population:2012 - 2014 - Males
NAHARLAGUN**

ICD-10	00-04	05-09	10-14	15-19	20-24	25-29	30-34	35-39	40-44	45-49	50-54	55-59	60-64	65-69	70-74	75+	CR	AAR	SE	TR
C00	-	-	-	-	-	-	-	-	-	-	-	-	-	-	-	-	-	-	-	-
C01-C02	-	-	-	-	-	-	-	-	-	1.6	4.5	3.7	19.4	28.5	13.5	12.0	1.0	2.62	0.76	4.0
C03-C06	-	-	-	-	-	0.8	-	3.6	2.6	4.9	6.8	3.7	4.9	-	-	-	1.1	1.41	0.40	4.3
C07-C08	-	-	-	-	2.4	0.8	-	-	-	1.6	-	-	-	-	-	-	0.4	0.35	0.16	0.3
C09	-	-	-	-	-	-	-	-	-	1.6	2.3	7.4	9.7	-	-	-	0.5	0.90	0.38	2.9
C10	-	-	-	-	-	-	-	-	-	-	-	-	-	-	-	-	-	-	-	-
C11	-	-	-	0.7	2.4	0.8	3.1	4.8	1.3	3.2	9.1	7.4	19.4	28.5	26.9	24.0	2.5	4.47	0.91	6.7
C12-C13	-	-	-	-	-	-	-	-	3.8	1.6	2.3	11.1	19.4	28.5	13.5	-	1.3	2.79	0.76	5.4
C14	-	-	-	-	-	-	-	-	-	3.2	-	-	-	9.5	-	-	0.2	0.48	0.32	0.6
C15	-	-	-	-	-	-	2.1	1.2	5.1	11.3	36.4	22.3	53.5	57.0	13.5	36.1	4.5	8.73	1.26	19.1
C16	-	-	-	0.7	0.8	4.2	2.1	13.1	20.5	43.7	77.3	77.9	145.9	104.5	202.0	72.1	14.3	26.66	2.19	56.3
C17	-	-	-	-	-	0.8	1.0	-	-	-	-	-	-	-	-	-	0.2	0.13	0.09	-
C18	-	-	-	0.7	-	0.8	-	-	-	1.6	4.5	11.1	4.9	9.5	13.5	-	0.9	1.65	0.55	3.1
C19-C20	-	-	-	-	1.6	1.7	1.0	1.2	-	1.6	4.5	3.7	-	9.5	-	-	0.9	1.15	0.41	1.8
C21	-	-	-	-	-	-	-	-	-	-	-	3.7	-	9.5	-	12.0	0.2	0.67	0.40	0.5
C22	0.8	-	-	-	-	4.2	8.4	13.1	16.6	38.8	40.9	55.6	97.2	76.0	188.6	108.2	11.6	21.44	1.98	39.6
C23-C24	-	-	-	-	-	-	2.1	-	1.3	1.6	11.4	3.7	9.7	9.5	-	-	1.0	1.69	0.52	4.1
C25	-	-	-	-	-	-	-	2.4	2.6	1.6	-	14.8	9.7	-	13.5	12.0	1.0	1.89	0.57	4.4
C30-C31	-	-	-	-	-	-	-	-	-	-	-	-	4.9	-	-	-	0.1	0.19	0.19	0.6
C32	-	-	-	-	-	-	-	-	2.6	1.6	15.9	26.0	19.4	9.5	26.9	-	1.9	3.69	0.80	9.2
C33-C34	-	-	-	-	0.8	1.7	3.1	2.4	2.6	8.1	25.0	22.3	53.5	57.0	13.5	-	4.0	7.43	1.16	16.3
C37-C38	-	-	-	-	-	-	1.0	1.2	1.3	-	-	-	-	-	-	-	0.2	0.21	0.12	0.5
C40-C41	-	-	1.9	1.4	-	0.8	-	-	-	3.2	2.3	-	-	-	-	-	0.7	0.66	0.23	1.0
C43	-	-	-	-	-	-	-	-	-	-	-	-	-	-	-	-	-	-	-	-
C44	-	-	0.6	0.7	-	0.8	4.2	-	2.6	4.9	9.1	14.8	4.9	-	13.5	36.1	2.0	3.11	0.70	5.4
C45	-	-	-	-	-	-	-	-	-	-	-	-	-	-	-	-	-	-	-	-
C46	-	-	-	-	-	-	-	-	-	-	-	-	-	-	-	-	-	-	-	-
C47+C49	-	-	-	-	-	-	-	1.2	1.3	-	2.3	-	-	9.5	13.5	-	0.4	0.82	0.42	0.8
C50	-	-	-	-	-	-	-	-	-	-	-	7.4	-	-	-	-	0.2	0.30	0.21	1.0
C60	-	-	-	-	-	-	-	1.2	-	4.9	2.3	-	-	-	13.5	24.0	0.6	1.23	0.48	1.5
C61	-	-	-	-	-	-	-	-	-	-	-	3.7	9.7	-	26.9	-	0.4	1.08	0.49	1.7
C62	1.7	-	-	-	-	-	1.0	-	1.3	-	-	-	-	-	-	-	0.3	0.34	0.17	0.2
C63	-	-	-	-	0.8	-	-	-	-	-	2.3	-	-	-	-	-	0.2	0.18	0.13	0.4
C64	-	-	-	-	0.8	-	-	-	-	-	2.3	-	14.6	-	-	-	0.4	0.76	0.36	2.2
C65	-	-	-	-	-	-	-	-	-	-	-	-	-	-	-	-	-	-	-	-
C66	-	-	-	-	-	-	-	-	-	-	-	-	-	-	-	-	-	-	-	-
C67	-	-	-	-	-	-	-	-	-	1.6	-	-	4.9	-	-	-	0.2	0.29	0.22	0.9
C68	-	-	-	-	-	-	-	-	-	-	-	-	-	-	-	-	-	-	-	-
C69	1.7	-	-	-	-	-	-	-	-	-	-	-	4.9	-	-	-	0.2	0.40	0.24	0.6
C70-C72	-	0.7	-	-	0.8	-	-	-	1.3	-	-	-	-	-	-	-	0.2	0.21	0.12	0.2
C73	-	-	-	-	0.8	1.7	-	1.2	2.6	6.5	2.3	-	-	9.5	-	-	1.0	1.21	0.40	2.3
C74	-	-	-	-	-	-	-	-	-	1.6	-	-	-	-	-	-	0.1	0.10	0.10	0.3
C81	-	-	-	-	-	-	-	-	-	-	-	-	-	-	-	-	-	-	-	-
C82-C85	-	-	-	-	-	-	-	-	-	-	2.3	-	-	-	-	-	0.1	0.11	0.11	0.4
C88	-	-	-	-	-	-	-	-	-	-	-	-	-	-	-	-	-	-	-	-
C90	-	-	-	-	-	-	-	-	-	-	-	-	-	-	-	-	-	-	-	-
C91	-	-	-	0.7	-	-	-	-	-	-	-	-	-	-	-	-	0.1	0.06	0.06	-
C92-C94	-	-	-	-	-	-	-	1.2	-	-	-	-	-	-	-	-	0.1	0.07	0.07	0.2
C95	0.8	-	1.9	2.0	1.6	3.4	-	-	3.8	6.5	2.3	3.7	14.6	-	-	-	2.0	2.31	0.51	4.7
C96	-	-	-	-	-	-	-	-	-	-	-	-	-	-	-	-	-	-	-	-
O&U*	-	-	1.9	1.4	0.8	1.7	-	1.2	1.3	1.6	6.8	11.1	-	-	-	12.0	1.4	1.76	0.46	3.3
All Sites	5.1	0.7	6.2	8.1	13.4	24.5	29.4	49.0	74.3	158.6	275.0	315.3	525.1	456.0	592.6	348.6	58.5	103.5	4.26	207.4

* O&U includes the Sites(ICD-10:C26, C39, C48, C75, C76, C77, C78, C79, C80, C97)

**TABLE NHN-4(b): Average Annual Age Specific, Crude (CR),
Age Adjusted (AAR) (with Standard Error (SE)) and Truncated (35-64 yrs) (TR)
Incidence Rate per 100,000 population:2012 - 2014 - Females
NAHARLAGUN**

ICD-10	00-04	05-09	10-14	15-19	20-24	25-29	30-34	35-39	40-44	45-49	50-54	55-59	60-64	65-69	70-74	75+	CR	AAR	SE	TR
C00	-	-	-	-	-	-	-	-	-	2.0	-	-	-	-	14.0	12.0	0.2	0.64	0.39	0.4
C01-C02	-	-	-	-	-	-	-	-	-	4.0	8.8	9.4	5.3	-	-	-	0.7	1.27	0.46	4.1
C03-C06	-	-	-	-	-	-	-	2.3	-	6.0	2.9	-	-	9.5	-	24.0	0.7	1.41	0.52	2.1
C07-C08	-	-	-	1.3	-	-	-	-	-	2.0	-	-	-	-	14.0	-	0.3	0.52	0.32	0.4
C09	-	-	-	-	-	-	-	1.2	-	-	-	-	-	-	-	-	0.1	0.07	0.07	0.2
C10	-	-	-	-	-	-	-	-	-	-	-	-	-	9.5	-	-	0.1	0.28	0.28	-
C11	-	-	-	-	-	0.9	2.3	-	1.5	8.0	5.9	4.7	31.5	-	-	-	1.4	2.52	0.65	7.5
C12-C13	-	-	-	-	-	-	-	-	-	-	-	-	5.3	-	-	12.0	0.2	0.45	0.32	0.7
C14	-	-	-	-	-	-	-	-	-	-	-	4.7	-	-	14.0	-	0.2	0.47	0.34	0.6
C15	-	-	-	-	-	0.9	-	2.3	1.5	2.0	14.7	9.4	10.5	37.9	42.1	35.9	2.0	4.65	1.02	6.1
C16	-	-	-	-	0.8	-	3.4	5.9	14.8	16.0	67.7	32.8	131.4	66.3	-	95.9	8.1	16.33	1.76	39.2
C17	-	-	-	-	-	-	-	-	1.5	-	-	-	-	-	-	-	0.1	0.09	0.09	0.3
C18	-	-	-	-	-	-	-	-	1.5	2.0	-	4.7	10.5	9.5	-	12.0	0.6	1.34	0.53	2.6
C19-C20	-	-	-	0.7	-	0.9	-	2.3	-	4.0	8.8	-	15.8	9.5	-	-	1.1	1.87	0.57	4.7
C21	-	-	-	-	-	-	-	-	-	2.0	-	-	-	-	-	-	0.1	0.12	0.12	0.4
C22	-	-	-	-	-	-	2.3	3.5	17.8	12.0	23.5	23.5	42.1	9.5	42.1	-	4.0	7.05	1.11	18.7
C23-C24	-	-	-	-	1.6	-	4.5	4.7	1.5	4.0	11.8	18.8	-	19.0	14.0	12.0	2.1	3.44	0.78	6.3
C25	-	-	-	-	-	-	1.1	-	3.0	-	5.9	4.7	10.5	9.5	14.0	-	0.8	1.71	0.59	3.5
C30-C31	-	-	-	-	-	-	-	-	-	-	-	4.7	-	9.5	-	-	0.2	0.47	0.34	0.6
C32	-	-	-	-	-	-	-	1.2	-	4.0	2.9	9.4	10.5	-	-	-	0.7	1.25	0.46	4.0
C33-C34	-	-	-	-	-	0.9	-	1.2	1.5	10.0	-	28.1	36.8	28.4	42.1	24.0	2.4	5.60	1.10	10.8
C37-C38	-	-	-	-	-	-	-	-	1.5	-	-	-	-	-	14.0	-	0.2	0.37	0.29	0.3
C40-C41	0.9	-	1.8	-	-	0.9	1.1	-	1.5	-	-	-	-	-	-	-	0.6	0.50	0.19	0.3
C43	-	-	-	-	-	-	-	-	1.5	-	2.9	-	-	-	-	-	0.2	0.24	0.17	0.8
C44	-	-	-	-	-	0.9	1.1	3.5	4.4	4.0	23.5	14.1	31.5	-	-	12.0	2.3	4.10	0.82	12.0
C45	-	-	-	-	-	-	-	-	-	-	-	-	-	-	-	-	-	-	-	-
C46	-	-	-	-	-	-	-	-	-	-	-	-	-	-	-	-	-	-	-	-
C47+C49	0.9	-	0.6	-	0.8	-	-	1.2	-	-	8.8	-	-	-	-	-	0.6	0.73	0.30	1.7
C50	-	-	-	-	0.8	5.5	2.3	20.0	14.8	32.0	20.6	42.2	15.8	19.0	28.0	12.0	6.3	9.36	1.19	23.7
C51	-	-	-	-	-	-	-	-	-	4.0	2.9	-	-	-	-	-	0.2	0.39	0.22	1.2
C52	-	-	-	-	-	-	-	-	1.5	-	-	-	-	-	-	-	0.1	0.09	0.09	0.3
C53	-	-	-	-	0.8	1.8	9.0	16.4	23.7	26.0	53.0	46.9	31.5	-	42.1	-	7.6	11.34	1.29	31.5
C54	-	-	-	-	-	-	-	-	-	-	2.9	-	-	-	-	-	0.1	0.15	0.15	0.5
C55	-	-	-	-	-	1.8	1.1	2.3	1.5	6.0	-	-	-	-	-	-	0.7	0.80	0.28	1.9
C56	0.9	-	0.6	1.3	-	1.8	3.4	5.9	8.9	12.0	17.7	14.1	36.8	19.0	14.0	35.9	4.0	6.72	1.08	14.6
C57	-	-	-	-	-	-	-	-	-	-	-	-	-	-	-	-	-	-	-	-
C58	-	-	-	-	1.6	0.9	2.3	-	1.5	-	-	-	-	-	-	-	0.5	0.42	0.17	0.3
C64	-	-	-	-	-	-	-	-	-	4.0	-	-	-	9.5	-	-	0.2	0.52	0.33	0.8
C65	-	-	-	-	-	-	-	-	-	-	-	-	-	-	-	-	-	-	-	-
C66	-	-	-	-	-	-	-	-	-	-	-	-	-	-	-	-	-	-	-	-
C67	-	-	-	-	-	-	-	-	-	-	-	-	-	-	-	12.0	0.1	0.24	0.24	-
C68	-	-	-	-	-	-	-	-	-	-	-	-	-	-	-	-	-	-	-	-
C69	3.5	-	-	-	-	-	-	-	-	-	-	-	-	-	-	-	0.3	0.42	0.21	-
C70-C72	-	-	0.6	-	-	-	1.1	-	-	-	2.9	-	-	-	-	-	0.2	0.27	0.17	0.5
C73	-	-	-	1.3	4.0	9.1	4.5	5.9	17.8	18.0	17.7	23.5	15.8	9.5	14.0	24.0	5.4	7.43	1.03	16.0
C74	-	-	-	-	-	-	-	-	-	-	-	-	-	-	-	-	-	-	-	-
C81	-	-	-	-	-	-	-	-	-	-	-	-	-	-	-	-	-	-	-	-
C82-C85	-	-	-	-	-	-	-	-	-	-	-	-	-	-	-	-	-	-	-	-
C88	-	-	-	-	-	-	-	-	-	-	-	-	-	-	-	-	-	-	-	-
C90	-	-	-	-	-	-	-	-	-	-	-	-	-	-	14.0	-	0.1	0.28	0.28	-
C91	-	-	-	-	-	-	-	-	-	-	-	-	-	-	-	-	-	-	-	-
C92-C94	-	-	-	-	-	-	-	-	-	-	-	-	-	-	-	-	-	-	-	-
C95	0.9	-	0.6	1.3	0.8	1.8	1.1	2.3	-	2.0	2.9	23.5	5.3	9.5	-	12.0	1.7	2.63	0.67	5.0
C96	-	-	-	-	-	-	-	-	-	-	-	-	-	-	-	-	-	-	-	-
O&U*	-	1.4	-	-	1.6	-	1.1	2.3	-	-	2.9	9.4	10.5	19.0	-	-	1.2	1.99	0.61	3.5
All Sites	7.0	1.4	4.3	5.9	12.7	28.2	41.7	84.5	122.9	185.7	311.9	328.4	457.3	303.3	322.5	335.5	58.5	100.5	4.18	227.8

* O&U includes the Sites(ICD-10:C26, C39, C48, C75, C76, C77, C78, C79, C80, C97)

**TABLE NHN-5(a): Number (#) and Proportion (%) of Cancers by Site
(ICD-10) and Method of Diagnosis: 2012 - 2014 - Males
NAHARLAGUN**

ICD-10	Site	Microscopic		X-ray/Imaging		Clinical		Others		D.C.O		Unknown		Total	
		#	%	#	%	#	%	#	%	#	%	#	%	#	%
C00	Lip	-	-	-	-	-	-	-	-	-	-	-	-	-	-
C01-C02	Tongue	13	100.0	-	-	-	-	-	-	-	-	-	-	13	100.0
C03-C06	Mouth	14	100.0	-	-	-	-	-	-	-	-	-	-	14	100.0
C07-C08	Salivary Gland	5	100.0	-	-	-	-	-	-	-	-	-	-	5	100.0
C09	Tonsil	6	100.0	-	-	-	-	-	-	-	-	-	-	6	100.0
C10	Oth. Oropharynx	-	-	-	-	-	-	-	-	-	-	-	-	-	-
C11	Nasopharynx	31	96.9	-	-	1	3.1	-	-	-	-	-	-	32	100.0
C12-C13	Hypopharynx	15	93.8	1	6.3	-	-	-	-	-	-	-	-	16	100.0
C14	Pharynx Unspecified	3	100.0	-	-	-	-	-	-	-	-	-	-	3	100.0
C15	Oesophagus	53	93.0	-	-	-	-	4	7.0	-	-	-	-	57	100.0
C16	Stomach	169	93.9	1	0.6	3	1.7	6	3.3	1	0.6	-	-	180	100.0
C17	Small Intestine	2	100.0	-	-	-	-	-	-	-	-	-	-	2	100.0
C18	Colon	11	100.0	-	-	-	-	-	-	-	-	-	-	11	100.0
C19-C20	Rectum	11	100.0	-	-	-	-	-	-	-	-	-	-	11	100.0
C21	Anus & Anal Canal	3	100.0	-	-	-	-	-	-	-	-	-	-	3	100.0
C22	Liver	129	88.4	6	4.1	5	3.4	6	4.1	-	-	-	-	146	100.0
C23-C24	Gallbladder etc.	12	92.3	-	-	1	7.7	-	-	-	-	-	-	13	100.0
C25	Pancreas	12	92.3	1	7.7	-	-	-	-	-	-	-	-	13	100.0
C30-C31	Nose, Sinuses etc.	1	100.0	-	-	-	-	-	-	-	-	-	-	1	100.0
C32	Larynx	23	95.8	-	-	-	-	1	4.2	-	-	-	-	24	100.0
C33-C34	Lung etc.	48	96.0	2	4.0	-	-	-	-	-	-	-	-	50	100.0
C37-C38	Other Thoracic Organs	3	100.0	-	-	-	-	-	-	-	-	-	-	3	100.0
C40-C41	Bone	7	77.8	-	-	1	11.1	1	11.1	-	-	-	-	9	100.0
C43	Melanoma of Skin	-	-	-	-	-	-	-	-	-	-	-	-	-	-
C44	Other Skin	25	100.0	-	-	-	-	-	-	-	-	-	-	25	100.0
C45	Mesothelioma	-	-	-	-	-	-	-	-	-	-	-	-	-	-
C46	Kaposi Sarcoma	-	-	-	-	-	-	-	-	-	-	-	-	-	-
C47+C49	Conn. & Soft Tissue	5	100.0	-	-	-	-	-	-	-	-	-	-	5	100.0
C50	Breast	2	100.0	-	-	-	-	-	-	-	-	-	-	2	100.0
C60	Penis	8	100.0	-	-	-	-	-	-	-	-	-	-	8	100.0
C61	Prostate	4	80.0	-	-	1	20.0	-	-	-	-	-	-	5	100.0
C62	Testis	4	100.0	-	-	-	-	-	-	-	-	-	-	4	100.0
C63	Other Male Genital	2	100.0	-	-	-	-	-	-	-	-	-	-	2	100.0
C64	Kidney etc.	5	100.0	-	-	-	-	-	-	-	-	-	-	5	100.0
C65	Renal Pelvis	-	-	-	-	-	-	-	-	-	-	-	-	-	-
C66	Ureter	-	-	-	-	-	-	-	-	-	-	-	-	-	-
C67	Urinary Bladder	1	50.0	1	50.0	-	-	-	-	-	-	-	-	2	100.0
C68	Uns.Urinary Organs	-	-	-	-	-	-	-	-	-	-	-	-	-	-
C69	Eye	3	100.0	-	-	-	-	-	-	-	-	-	-	3	100.0
C70-C72	Brain, Nervous System	2	66.7	1	33.3	-	-	-	-	-	-	-	-	3	100.0
C73	Thyroid	12	100.0	-	-	-	-	-	-	-	-	-	-	12	100.0
C74	Adrenal Gland	1	100.0	-	-	-	-	-	-	-	-	-	-	1	100.0
C81	Hodgkins Disease	-	-	-	-	-	-	-	-	-	-	-	-	-	-
C82-C85	NHL	1	100.0	-	-	-	-	-	-	-	-	-	-	1	100.0
C88	Malig Imn.Prol D	-	-	-	-	-	-	-	-	-	-	-	-	-	-
C90	Multiple Myeloma	-	-	-	-	-	-	-	-	-	-	-	-	-	-
C91	Lymphoid Leuk.	1	100.0	-	-	-	-	-	-	-	-	-	-	1	100.0
C92-C94	Myeloid Leukaemia	1	100.0	-	-	-	-	-	-	-	-	-	-	1	100.0
C95	Leukaemia Uns	25	100.0	-	-	-	-	-	-	-	-	-	-	25	100.0
C96	CMD,O&U LMH	-	-	-	-	-	-	-	-	-	-	-	-	-	-
O&U*	Other and Uns	17	94.4	1	5.6	-	-	-	-	-	-	-	-	18	100.0
	All Sites	690	93.9	14	1.9	12	1.6	18	2.4	1	0.1	-	-	735	100.0

* O&U includes the Sites(ICD-10:C26, C39, C48, C75, C76, C77, C78, C79, C80, C97)

**TABLE NHN-5(b): Number (#) and Proportion (%) of Cancers by Site
(ICD-10) and Method of Diagnosis: 2012 - 2014 - Females
NAHARLAGUN**

ICD-10	Site	Microscopic		X-ray/Imaging		Clinical		Others		D.C.O		Unknown		Total	
		#	%	#	%	#	%	#	%	#	%	#	%	#	%
C00	Lip	3	100.0	-	-	-	-	-	-	-	-	-	-	3	100.0
C01-C02	Tongue	7	87.5	-	-	1	12.5	-	-	-	-	-	-	8	100.0
C03-C06	Mouth	8	88.9	-	-	1	11.1	-	-	-	-	-	-	9	100.0
C07-C08	Salivary Gland	4	100.0	-	-	-	-	-	-	-	-	-	-	4	100.0
C09	Tonsil	1	100.0	-	-	-	-	-	-	-	-	-	-	1	100.0
C10	Oth. Oropharynx	1	100.0	-	-	-	-	-	-	-	-	-	-	1	100.0
C11	Nasopharynx	16	94.1	1	5.9	-	-	-	-	-	-	-	-	17	100.0
C12-C13	Hypopharynx	2	100.0	-	-	-	-	-	-	-	-	-	-	2	100.0
C14	Pharynx Unspecified	2	100.0	-	-	-	-	-	-	-	-	-	-	2	100.0
C15	Oesophagus	23	95.8	1	4.2	-	-	-	-	-	-	-	-	24	100.0
C16	Stomach	94	96.9	1	1.0	-	-	2	2.1	-	-	-	-	97	100.0
C17	Small Intestine	1	100.0	-	-	-	-	-	-	-	-	-	-	1	100.0
C18	Colon	7	100.0	-	-	-	-	-	-	-	-	-	-	7	100.0
C19-C20	Rectum	13	100.0	-	-	-	-	-	-	-	-	-	-	13	100.0
C21	Anus & Anal Canal	1	100.0	-	-	-	-	-	-	-	-	-	-	1	100.0
C22	Liver	42	87.5	-	-	1	2.1	4	8.3	1	2.1	-	-	48	100.0
C23-C24	Gallbladder etc.	24	96.0	1	4.0	-	-	-	-	-	-	-	-	25	100.0
C25	Pancreas	9	90.0	1	10.0	-	-	-	-	-	-	-	-	10	100.0
C30-C31	Nose, Sinuses etc.	2	100.0	-	-	-	-	-	-	-	-	-	-	2	100.0
C32	Larynx	8	100.0	-	-	-	-	-	-	-	-	-	-	8	100.0
C33-C34	Lung etc.	26	89.7	3	10.3	-	-	-	-	-	-	-	-	29	100.0
C37-C38	Other Thoracic Organs	1	50.0	1	50.0	-	-	-	-	-	-	-	-	2	100.0
C40-C41	Bone	7	100.0	-	-	-	-	-	-	-	-	-	-	7	100.0
C43	Melanoma of Skin	2	100.0	-	-	-	-	-	-	-	-	-	-	2	100.0
C44	Other Skin	28	100.0	-	-	-	-	-	-	-	-	-	-	28	100.0
C45	Mesothelioma	-	-	-	-	-	-	-	-	-	-	-	-	-	-
C46	Kaposi Sarcoma	-	-	-	-	-	-	-	-	-	-	-	-	-	-
C47+C49	Conn. & Soft Tissue	6	85.7	1	14.3	-	-	-	-	-	-	-	-	7	100.0
C50	Breast	76	100.0	-	-	-	-	-	-	-	-	-	-	76	100.0
C51	Vulva	3	100.0	-	-	-	-	-	-	-	-	-	-	3	100.0
C52	Vagina	1	100.0	-	-	-	-	-	-	-	-	-	-	1	100.0
C53	Cervix Uteri	90	98.9	1	1.1	-	-	-	-	-	-	-	-	91	100.0
C54	Corpus Uteri	1	100.0	-	-	-	-	-	-	-	-	-	-	1	100.0
C55	Uterus Unspecified	6	66.7	1	11.1	-	-	2	22.2	-	-	-	-	9	100.0
C56	Ovary etc.	44	91.7	3	6.3	-	-	1	2.1	-	-	-	-	48	100.0
C57	Other Female Genital	-	-	-	-	-	-	-	-	-	-	-	-	-	-
C58	Placenta	6	100.0	-	-	-	-	-	-	-	-	-	-	6	100.0
C64	Kidney etc.	3	100.0	-	-	-	-	-	-	-	-	-	-	3	100.0
C65	Renal Pelvis	-	-	-	-	-	-	-	-	-	-	-	-	-	-
C66	Ureter	-	-	-	-	-	-	-	-	-	-	-	-	-	-
C67	Urinary Bladder	1	100.0	-	-	-	-	-	-	-	-	-	-	1	100.0
C68	Uns.Urinary Organs	-	-	-	-	-	-	-	-	-	-	-	-	-	-
C69	Eye	4	100.0	-	-	-	-	-	-	-	-	-	-	4	100.0
C70-C72	Brain, Nervous System	1	33.3	1	33.3	1	33.3	-	-	-	-	-	-	3	100.0
C73	Thyroid	65	100.0	-	-	-	-	-	-	-	-	-	-	65	100.0
C74	Adrenal Gland	-	-	-	-	-	-	-	-	-	-	-	-	-	-
C81	Hodgkins Disease	-	-	-	-	-	-	-	-	-	-	-	-	-	-
C82-C85	NHL	-	-	-	-	-	-	-	-	-	-	-	-	-	-
C88	Malig Imn.Prol D	-	-	-	-	-	-	-	-	-	-	-	-	-	-
C90	Multiple Myeloma	1	100.0	-	-	-	-	-	-	-	-	-	-	1	100.0
C91	Lymphoid Leuk.	-	-	-	-	-	-	-	-	-	-	-	-	-	-
C92-C94	Myeloid Leukaemia	-	-	-	-	-	-	-	-	-	-	-	-	-	-
C95	Leukaemia Uns	20	100.0	-	-	-	-	-	-	-	-	-	-	20	100.0
C96	CMD,O&U LMH	-	-	-	-	-	-	-	-	-	-	-	-	-	-
O&U*	Other and Uns	13	92.9	1	7.1	-	-	-	-	-	-	-	-	14	100.0
	All Sites	673	95.6	17	2.4	4	0.6	9	1.3	1	0.1	-	-	704	100.0

* O&U includes the Sites(ICD-10:C26, C39, C48, C75, C76, C77, C78, C79, C80, C97)

**TABLE NHN-6(a): Number (#) and Proportion (%) of Cancers by Site
(ICD-10) and Detailed Microscopic Diagnosis: 2012 - 2014 - Males
NAHARLAGUN**

ICD-10	Site	Pri. Hist		Sec. Hist		Cytology		Blood Film		Bone Marrow		Others		Total	
		#	%	#	%	#	%	#	%	#	%	#	%	#	%
C00	Lip	-	-	-	-	-	-	-	-	-	-	-	-	-	-
C01-C02	Tongue	10	76.9	-	-	3	23.1	-	-	-	-	-	-	13	100.0
C03-C06	Mouth	10	71.4	-	-	4	28.6	-	-	-	-	-	-	14	100.0
C07-C08	Salivary Gland	4	80.0	-	-	1	20.0	-	-	-	-	-	-	5	100.0
C09	Tonsil	2	33.3	-	-	4	66.7	-	-	-	-	-	-	6	100.0
C10	Oth. Oropharynx	-	-	-	-	-	-	-	-	-	-	-	-	-	-
C11	Nasopharynx	10	31.3	-	-	21	65.6	-	-	-	-	1	3.1	32	100.0
C12-C13	Hypopharynx	15	93.8	-	-	-	-	-	-	-	-	1	6.3	16	100.0
C14	Pharynx Unspecified	1	33.3	-	-	2	66.7	-	-	-	-	-	-	3	100.0
C15	Oesophagus	45	78.9	-	-	8	14.0	-	-	-	-	4	7.0	57	100.0
C16	Stomach	122	67.8	-	-	46	25.6	-	-	1	0.6	11	6.1	180	100.0
C17	Small Intestine	2	100.0	-	-	-	-	-	-	-	-	-	-	2	100.0
C18	Colon	6	54.5	-	-	5	45.5	-	-	-	-	-	-	11	100.0
C19-C20	Rectum	9	81.8	-	-	2	18.2	-	-	-	-	-	-	11	100.0
C21	Anus & Anal Canal	3	100.0	-	-	-	-	-	-	-	-	-	-	3	100.0
C22	Liver	12	8.2	-	-	117	80.1	-	-	-	-	17	11.6	146	100.0
C23-C24	Gallbladder etc.	2	15.4	-	-	10	76.9	-	-	-	-	1	7.7	13	100.0
C25	Pancreas	4	30.8	-	-	8	61.5	-	-	-	-	1	7.7	13	100.0
C30-C31	Nose, Sinuses etc.	1	100.0	-	-	-	-	-	-	-	-	-	-	1	100.0
C32	Larynx	9	37.5	-	-	14	58.3	-	-	-	-	1	4.2	24	100.0
C33-C34	Lung etc.	13	26.0	1	2.0	34	68.0	-	-	-	-	2	4.0	50	100.0
C37-C38	Other Thoracic Organs	2	66.7	-	-	1	33.3	-	-	-	-	-	-	3	100.0
C40-C41	Bone	3	33.3	-	-	4	44.4	-	-	-	-	2	22.2	9	100.0
C43	Melanoma of Skin	-	-	-	-	-	-	-	-	-	-	-	-	-	-
C44	Other Skin	18	72.0	-	-	7	28.0	-	-	-	-	-	-	25	100.0
C45	Mesothelioma	-	-	-	-	-	-	-	-	-	-	-	-	-	-
C46	Kaposi Sarcoma	-	-	-	-	-	-	-	-	-	-	-	-	-	-
C47+C49	Conn. & Soft Tissue	1	20.0	-	-	4	80.0	-	-	-	-	-	-	5	100.0
C50	Breast	1	50.0	-	-	1	50.0	-	-	-	-	-	-	2	100.0
C60	Penis	6	75.0	-	-	2	25.0	-	-	-	-	-	-	8	100.0
C61	Prostate	2	40.0	-	-	2	40.0	-	-	-	-	1	20.0	5	100.0
C62	Testis	1	25.0	-	-	3	75.0	-	-	-	-	-	-	4	100.0
C63	Other Male Genital	1	50.0	-	-	1	50.0	-	-	-	-	-	-	2	100.0
C64	Kidney etc.	2	40.0	-	-	3	60.0	-	-	-	-	-	-	5	100.0
C65	Renal Pelvis	-	-	-	-	-	-	-	-	-	-	-	-	-	-
C66	Ureter	-	-	-	-	-	-	-	-	-	-	-	-	-	-
C67	Urinary Bladder	1	50.0	-	-	-	-	-	-	-	-	1	50.0	2	100.0
C68	Uns.Urinary Organs	-	-	-	-	-	-	-	-	-	-	-	-	-	-
C69	Eye	2	66.7	-	-	1	33.3	-	-	-	-	-	-	3	100.0
C70-C72	Brain, Nervous System	-	-	-	-	2	66.7	-	-	-	-	1	33.3	3	100.0
C73	Thyroid	4	33.3	-	-	8	66.7	-	-	-	-	-	-	12	100.0
C74	Adrenal Gland	-	-	-	-	1	100.0	-	-	-	-	-	-	1	100.0
C81	Hodgkins Disease	-	-	-	-	-	-	-	-	-	-	-	-	-	-
C82-C85	NHL	-	-	-	-	1	100.0	-	-	-	-	-	-	1	100.0
C88	Malig Imn.Prol D	-	-	-	-	-	-	-	-	-	-	-	-	-	-
C90	Multiple Myeloma	-	-	-	-	-	-	-	-	-	-	-	-	-	-
C91	Lymphoid Leuk.	-	-	-	-	-	-	-	-	1	100.0	-	-	1	100.0
C92-C94	Myeloid Leukaemia	-	-	-	-	-	-	-	-	1	100.0	-	-	1	100.0
C95	Leukaemia Uns	3	12.0	-	-	-	-	7	28.0	15	60.0	-	-	25	100.0
C96	CMD,O&U LMH	-	-	-	-	-	-	-	-	-	-	-	-	-	-
O&U*	Other and Uns	-	-	2	11.1	15	83.3	-	-	-	-	1	5.6	18	100.0
	All Sites	327	44.5	3	0.4	335	45.6	7	1.0	18	2.4	45	6.1	735	100.0

* O&U includes the Sites(ICD-10:C26, C39, C48, C75, C76, C77, C78, C79, C80, C97)

**TABLE NHN-6(b): Number (#) and Proportion (%) of Cancers by Site
(ICD-10) and Detailed Microscopic Diagnosis: 2012 - 2014 - Females
NAHARLAGUN**

ICD-10	Site	Pri. Hist		Sec. Hist		Cytology		Blood Film		Bone Marrow		Others		Total	
		#	%	#	%	#	%	#	%	#	%	#	%	#	%
C00	Lip	3	100.0	-	-	-	-	-	-	-	-	-	-	3	100.0
C01-C02	Tongue	4	50.0	-	-	3	37.5	-	-	-	-	1	12.5	8	100.0
C03-C06	Mouth	8	88.9	-	-	-	-	-	-	-	-	1	11.1	9	100.0
C07-C08	Salivary Gland	2	50.0	-	-	2	50.0	-	-	-	-	-	-	4	100.0
C09	Tonsil	1	100.0	-	-	-	-	-	-	-	-	-	-	1	100.0
C10	Oth. Oropharynx	1	100.0	-	-	-	-	-	-	-	-	-	-	1	100.0
C11	Nasopharynx	4	23.5	-	-	12	70.6	-	-	-	-	1	5.9	17	100.0
C12-C13	Hypopharynx	2	100.0	-	-	-	-	-	-	-	-	-	-	2	100.0
C14	Pharynx Unspecified	-	-	-	-	2	100.0	-	-	-	-	-	-	2	100.0
C15	Oesophagus	20	83.3	-	-	3	12.5	-	-	-	-	1	4.2	24	100.0
C16	Stomach	69	71.1	-	-	25	25.8	-	-	-	-	3	3.1	97	100.0
C17	Small Intestine	-	-	-	-	1	100.0	-	-	-	-	-	-	1	100.0
C18	Colon	4	57.1	-	-	3	42.9	-	-	-	-	-	-	7	100.0
C19-C20	Rectum	10	76.9	-	-	3	23.1	-	-	-	-	-	-	13	100.0
C21	Anus & Anal Canal	-	-	-	-	1	100.0	-	-	-	-	-	-	1	100.0
C22	Liver	5	10.4	-	-	37	77.1	-	-	-	-	6	12.5	48	100.0
C23-C24	Gallbladder etc.	8	32.0	-	-	16	64.0	-	-	-	-	1	4.0	25	100.0
C25	Pancreas	1	10.0	-	-	8	80.0	-	-	-	-	1	10.0	10	100.0
C30-C31	Nose, Sinuses etc.	2	100.0	-	-	-	-	-	-	-	-	-	-	2	100.0
C32	Larynx	3	37.5	-	-	5	62.5	-	-	-	-	-	-	8	100.0
C33-C34	Lung etc.	6	20.7	-	-	20	69.0	-	-	-	-	3	10.3	29	100.0
C37-C38	Other Thoracic Organs	1	50.0	-	-	-	-	-	-	-	-	1	50.0	2	100.0
C40-C41	Bone	4	57.1	-	-	3	42.9	-	-	-	-	-	-	7	100.0
C43	Melanoma of Skin	2	100.0	-	-	-	-	-	-	-	-	-	-	2	100.0
C44	Other Skin	18	64.3	-	-	10	35.7	-	-	-	-	-	-	28	100.0
C45	Mesothelioma	-	-	-	-	-	-	-	-	-	-	-	-	-	-
C46	Kaposi Sarcoma	-	-	-	-	-	-	-	-	-	-	-	-	-	-
C47+C49	Conn. & Soft Tissue	2	28.6	-	-	4	57.1	-	-	-	-	1	14.3	7	100.0
C50	Breast	24	31.6	-	-	52	68.4	-	-	-	-	-	-	76	100.0
C51	Vulva	1	33.3	-	-	2	66.7	-	-	-	-	-	-	3	100.0
C52	Vagina	1	100.0	-	-	-	-	-	-	-	-	-	-	1	100.0
C53	Cervix Uteri	73	80.2	-	-	17	18.7	-	-	-	-	1	1.1	91	100.0
C54	Corpus Uteri	1	100.0	-	-	-	-	-	-	-	-	-	-	1	100.0
C55	Uterus Unspecified	5	55.6	-	-	1	11.1	-	-	-	-	3	33.3	9	100.0
C56	Ovary etc.	22	45.8	-	-	22	45.8	-	-	-	-	4	8.3	48	100.0
C57	Other Female Genital	-	-	-	-	-	-	-	-	-	-	-	-	-	-
C58	Placenta	5	83.3	-	-	1	16.7	-	-	-	-	-	-	6	100.0
C64	Kidney etc.	2	66.7	-	-	1	33.3	-	-	-	-	-	-	3	100.0
C65	Renal Pelvis	-	-	-	-	-	-	-	-	-	-	-	-	-	-
C66	Ureter	-	-	-	-	-	-	-	-	-	-	-	-	-	-
C67	Urinary Bladder	1	100.0	-	-	-	-	-	-	-	-	-	-	1	100.0
C68	Uns.Urinary Organs	-	-	-	-	-	-	-	-	-	-	-	-	-	-
C69	Eye	3	75.0	-	-	1	25.0	-	-	-	-	-	-	4	100.0
C70-C72	Brain, Nervous System	1	33.3	-	-	-	-	-	-	-	-	2	66.7	3	100.0
C73	Thyroid	15	23.1	-	-	50	76.9	-	-	-	-	-	-	65	100.0
C74	Adrenal Gland	-	-	-	-	-	-	-	-	-	-	-	-	-	-
C81	Hodgkins Disease	-	-	-	-	-	-	-	-	-	-	-	-	-	-
C82-C85	NHL	-	-	-	-	-	-	-	-	-	-	-	-	-	-
C88	Malig Imn.Prol D	-	-	-	-	-	-	-	-	-	-	-	-	-	-
C90	Multiple Myeloma	-	-	-	-	-	-	-	-	1	100.0	-	-	1	100.0
C91	Lymphoid Leuk.	-	-	-	-	-	-	-	-	-	-	-	-	-	-
C92-C94	Myeloid Leukaemia	-	-	-	-	-	-	-	-	-	-	-	-	-	-
C95	Leukaemia Uns	-	-	-	-	-	-	3	15.0	17	85.0	-	-	20	100.0
C96	CMD,O&U LMH	-	-	-	-	-	-	-	-	-	-	-	-	-	-
O&U*	Other and Uns	-	-	1	7.1	12	85.7	-	-	-	-	1	7.1	14	100.0
	All Sites	334	47.4	1	0.1	317	45.0	3	0.4	18	2.6	31	4.4	704	100.0

* O&U includes the Sites(ICD-10:C26, C39, C48, C75, C76, C77, C78, C79, C80, C97)

**TABLE NHN-7(a): Cumulative Rate (Cu.Rate%) & Cumulative Risk (Cu.Risk)
of individual sites (ICD-10) based on age specific rates
(from 0-64 and from 0-74 Years): 2012 - 2014 - Males
NAHARLAGUN**

ICD-10	Site	0-64 Years		0-74 Years	
		Cu.Rate %	Cu.Risk	Cu.Rate %	Cu.Risk
C00	Lip	-	-	-	-
C01-C02	Tongue	0.1	0.1	0.4	0.4
C03-C06	Mouth	0.1	0.1	0.1	0.1
C07-C08	Salivary Gland	0.0	0.0	0.0	0.0
C09	Tonsil	0.1	0.1	0.1	0.1
C10	Oth. Oropharynx	-	-	-	-
C11	Nasopharynx	0.3	0.3	0.5	0.5
C12-C13	Hypopharynx	0.2	0.2	0.4	0.4
C14	Pharynx Unspecified	0.0	0.0	0.1	0.1
C15	Oesophagus	0.7	0.7	1.0	1.0
C16	Stomach	1.9	1.9	3.5	3.4
C17	Small Intestine	0.0	0.0	0.0	0.0
C18	Colon	0.1	0.1	0.2	0.2
C19-C20	Rectum	0.1	0.1	0.1	0.1
C21	Anus & Anal Canal	0.0	0.0	0.1	0.1
C22	Liver	1.4	1.4	2.7	2.7
C23-C24	Gallbladder etc.	0.1	0.1	0.2	0.2
C25	Pancreas	0.2	0.2	0.2	0.2
C30-C31	Nose, Sinuses etc.	0.0	0.0	0.0	0.0
C32	Larynx	0.3	0.3	0.5	0.5
C33-C34	Lung etc.	0.6	0.6	0.9	0.9
C37-C38	Other Thoracic Organs	0.0	0.0	0.0	0.0
C40-C41	Bone	0.0	0.0	0.0	0.0
C43	Melanoma of Skin	-	-	-	-
C44	Other Skin	0.2	0.2	0.3	0.3
C45	Mesothelioma	-	-	-	-
C46	Kaposi Sarcoma	-	-	-	-
C47+C49	Conn. & Soft Tissue	0.0	0.0	0.1	0.1
C50	Breast	0.0	0.0	0.0	0.0
C60	Penis	0.0	0.0	0.1	0.1
C61	Prostate	0.1	0.1	0.2	0.2
C62	Testis	0.0	0.0	0.0	0.0
C63	Other Male Genital	0.0	0.0	0.0	0.0
C64	Kidney etc.	0.1	0.1	0.1	0.1
C65	Renal Pelvis	-	-	-	-
C66	Ureter	-	-	-	-
C67	Urinary Bladder	0.0	0.0	0.0	0.0
C68	Uns.Urinary Organs	-	-	-	-
C69	Eye	0.0	0.0	0.0	0.0
C70-C72	Brain, Nervous System	0.0	0.0	0.0	0.0
C73	Thyroid	0.1	0.1	0.1	0.1
C74	Adrenal Gland	0.0	0.0	0.0	0.0
C81	Hodgkins Disease	-	-	-	-
C82-C85	NHL	0.0	0.0	0.0	0.0
C88	Malignant Immunoproliferative Disorders	-	-	-	-
C90	Multiple Myeloma	-	-	-	-
C91	Lymphoid Leuk.	0.0	0.0	0.0	0.0
C92-C94	Myeloid Leukaemia	0.0	0.0	0.0	0.0
C95	Leukaemia Unspecified	0.2	0.2	0.2	0.2
C96	Chronic Myeloid Leukemia	-	-	-	-
O&U*	Other and Unspecified	0.1	0.1	0.1	0.1
	All Sites	7.42	7.15	12.67	11.90

* O&U includes the Sites(ICD-10:C26, C39, C48, C75, C76, C77, C78, C79, C80, C97)

**TABLE NHN-7(b): Cumulative Rate (Cu.Rate%) & Cumulative Risk (Cu.Risk)
of individual sites (ICD-10) based on age specific rates
(from 0-64 and from 0-74 Years): 2012 - 2014 - Females
NAHARLAGUN**

ICD-10	Site	0-64 Years		0-74 Years	
		Cu.Rate %	Cu.Risk	Cu.Rate %	Cu.Risk
C00	Lip	0.0	0.0	0.1	0.1
C01-C02	Tongue	0.1	0.1	0.1	0.1
C03-C06	Mouth	0.1	0.1	0.1	0.1
C07-C08	Salivary Gland	0.0	0.0	0.1	0.1
C09	Tonsil	0.0	0.0	0.0	0.0
C10	Oth. Oropharynx	-	-	0.0	0.0
C11	Nasopharynx	0.3	0.3	0.3	0.3
C12-C13	Hypopharynx	0.0	0.0	0.0	0.0
C14	Pharynx Unspecified	0.0	0.0	0.1	0.1
C15	Oesophagus	0.2	0.2	0.6	0.6
C16	Stomach	1.4	1.4	1.7	1.7
C17	Small Intestine	0.0	0.0	0.0	0.0
C18	Colon	0.1	0.1	0.1	0.1
C19-C20	Rectum	0.2	0.2	0.2	0.2
C21	Anus & Anal Canal	0.0	0.0	0.0	0.0
C22	Liver	0.6	0.6	0.9	0.9
C23-C24	Gallbladder etc.	0.2	0.2	0.4	0.4
C25	Pancreas	0.1	0.1	0.2	0.2
C30-C31	Nose, Sinuses etc.	0.0	0.0	0.1	0.1
C32	Larynx	0.1	0.1	0.1	0.1
C33-C34	Lung etc.	0.4	0.4	0.7	0.7
C37-C38	Other Thoracic Organs	0.0	0.0	0.1	0.1
C40-C41	Bone	0.0	0.0	0.0	0.0
C43	Melanoma of Skin	0.0	0.0	0.0	0.0
C44	Other Skin	0.4	0.4	0.4	0.4
C45	Mesothelioma	-	-	-	-
C46	Kaposi Sarcoma	-	-	-	-
C47+C49	Conn. & Soft Tissue	0.1	0.1	0.1	0.1
C50	Breast	0.8	0.8	1.0	1.0
C51	Vulva	0.0	0.0	0.0	0.0
C52	Vagina	0.0	0.0	0.0	0.0
C53	Cervix Uteri	1.0	1.0	1.3	1.2
C54	Corpus Uteri	0.0	0.0	0.0	0.0
C55	Uterus Unspecified	0.1	0.1	0.1	0.1
C56	Ovary etc.	0.5	0.5	0.7	0.7
C57	Other Female Genital	-	-	-	-
C58	Placenta	0.0	0.0	0.0	0.0
C64	Kidney etc.	0.0	0.0	0.1	0.1
C65	Renal Pelvis	-	-	-	-
C66	Ureter	-	-	-	-
C67	Urinary Bladder	-	-	-	-
C68	Uns.Urinary Organs	-	-	-	-
C69	Eye	0.0	0.0	0.0	0.0
C70-C72	Brain, Nervous System	0.0	0.0	0.0	0.0
C73	Thyroid	0.6	0.6	0.7	0.7
C74	Adrenal Gland	-	-	-	-
C81	Hodgkins Disease	-	-	-	-
C82-C85	NHL	-	-	-	-
C88	Malignant Lymphoma	-	-	-	-
C90	Multiple Myeloma	-	-	0.1	0.1
C91	Lymphoid Leuk.	-	-	-	-
C92-C94	Myeloid Leukaemia	-	-	-	-
C95	Leukaemia Uns	0.2	0.2	0.3	0.3
C96	CMD,O&U LMH	-	-	-	-
O&U*	Other and Uns	0.1	0.1	0.2	0.2
	All Sites	7.96	7.65	11.09	10.50

* O&U includes the Sites(ICD-10:C26, C39, C48, C75, C76, C77, C78, C79, C80, C97)

Figure PAP-1
Population Pyramid showing Age Distribution: 2012-2014
PAPUMPARE DISTRICT

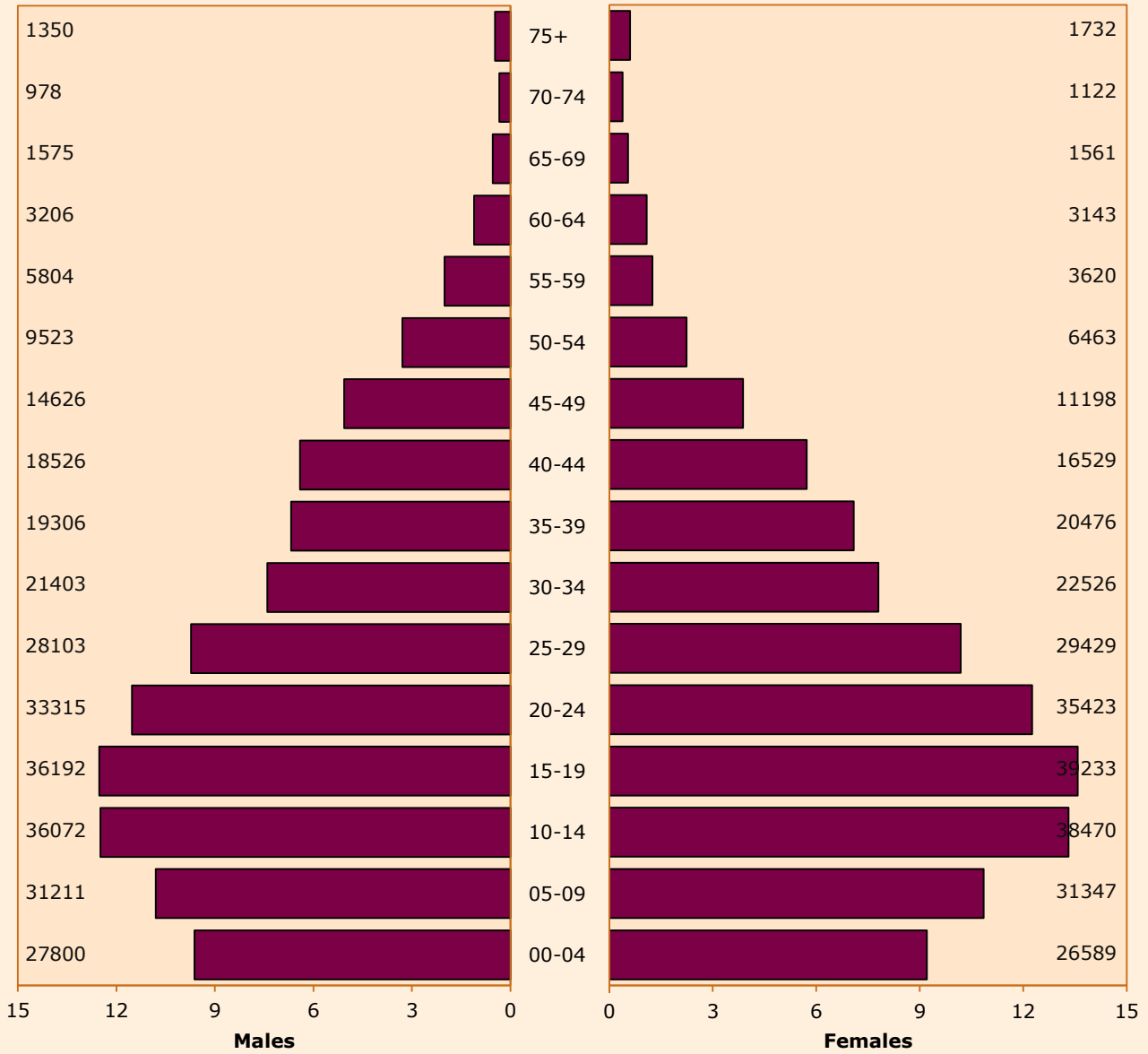


TABLE PAP-2
Population by Five Year Age Group and Gender: 2012 - 2014
Number and Relative Proportion(%)
PAPUMPARE DISTRICT

Age Group	Males		Females	
	Number	%	Number	%
00-04	27800	9.62	26589	9.20
05-09	31211	10.80	31347	10.85
10-14	36072	12.48	38470	13.32
15-19	36192	12.52	39233	13.58
20-24	33315	11.53	35423	12.26
25-29	28103	9.72	29429	10.19
30-34	21403	7.41	22526	7.80
35-39	19306	6.68	20476	7.09
40-44	18526	6.41	16529	5.72
45-49	14626	5.06	11198	3.88
50-54	9523	3.30	6463	2.24
55-59	5804	2.01	3620	1.25
60-64	3206	1.11	3143	1.09
65-69	1575	0.55	1561	0.54
70-74	978	0.34	1122	0.39
75+	1350	0.47	1732	0.60
Total	288990	100.00	288861	100.00

TABLE PAP-3(a): Number of Incident Cancers by Five Year Age Group and Site (ICD-10): 2012 - 2014 - Males

%= Relative Proportion of Cancers of All Sites

PAPUMPARE DISTRICT

ICD-10	Site	00-04	05-09	10-14	15-19	20-24	25-29	30-34	35-39	40-44	45-49	50-54	55-59	60-64	65-69	70-74	75+	Unkn	Total	%
C00	Lip	-	-	-	-	-	-	-	-	-	-	-	-	-	-	-	-	-	-	-
C01-C02	Tongue	-	-	-	-	-	-	-	-	-	-	-	1	2	-	1	-	-	4	1.34
C03-C06	Mouth	-	-	-	-	-	-	-	3	2	2	2	1	1	-	-	-	-	11	3.68
C07-C08	Salivary Gland	-	-	-	-	2	-	-	-	-	-	-	-	-	-	-	-	-	2	0.67
C09	Tonsil	-	-	-	-	-	-	-	-	-	-	-	2	1	-	-	-	-	3	1.00
C10	Oth. Oropharynx	-	-	-	-	-	-	-	-	-	-	-	-	-	-	-	-	-	-	-
C11	Nasopharynx	-	-	-	1	1	-	1	3	-	1	2	1	2	1	-	-	-	13	4.35
C12-C13	Hypopharynx	-	-	-	-	-	-	-	-	3	-	1	1	2	2	-	-	-	9	3.01
C14	Pharynx Unspecified	-	-	-	-	-	-	-	-	-	1	-	-	-	-	-	-	-	1	0.33
C15	Oesophagus	-	-	-	-	-	-	1	1	-	6	10	3	6	3	-	2	-	32	10.70
C16	Stomach	-	-	-	1	-	3	1	5	4	7	12	9	11	3	4	2	-	62	20.74
C17	Small Intestine	-	-	-	-	-	1	1	-	-	-	-	-	-	-	-	-	-	2	0.67
C18	Colon	-	-	-	1	-	1	-	-	-	-	-	-	-	-	1	-	-	3	1.00
C19-C20	Rectum	-	-	-	-	-	2	-	1	-	-	-	-	-	-	-	-	-	3	1.00
C21	Anus & Anal Canal	-	-	-	-	-	-	-	-	-	-	-	-	-	-	-	-	-	-	-
C22	Liver	-	-	-	-	-	3	3	4	2	9	4	2	3	2	6	5	-	43	14.38
C23-C24	Gallbladder etc.	-	-	-	-	-	-	1	-	1	-	1	-	1	1	-	-	-	5	1.67
C25	Pancreas	-	-	-	-	-	-	-	1	-	-	-	-	1	-	-	1	-	3	1.00
C30-C31	Nose, Sinuses etc.	-	-	-	-	-	-	-	-	-	-	-	-	-	-	-	-	-	-	-
C32	Larynx	-	-	-	-	-	-	-	-	2	-	5	2	2	-	1	-	-	12	4.01
C33-C34	Lung etc.	-	-	-	-	-	2	1	-	1	2	7	2	9	5	-	-	-	29	9.70
C37-C38	Other Thoracic Organs	-	-	-	-	-	-	1	1	-	-	-	-	-	-	-	-	-	2	0.67
C40-C41	Bone	-	-	2	-	-	1	-	-	-	1	-	-	-	-	-	-	-	4	1.34
C43	Melanoma of Skin	-	-	-	-	-	-	-	-	-	-	-	-	-	-	-	-	-	-	-
C44	Other Skin	-	-	1	-	-	-	4	-	1	1	2	2	-	-	1	3	-	15	5.02
C45	Mesothelioma	-	-	-	-	-	-	-	-	-	-	-	-	-	-	-	-	-	-	-
C46	Kaposi Sarcoma	-	-	-	-	-	-	-	-	-	-	-	-	-	-	-	-	-	-	-
C47+C49	Conn. & Soft Tissue	-	-	-	-	-	-	-	-	-	-	1	-	-	-	-	-	-	1	0.33
C50	Breast	-	-	-	-	-	-	-	-	-	-	-	-	-	-	-	-	-	-	-
C60	Penis	-	-	-	-	-	-	-	-	-	3	-	-	-	-	-	-	-	3	1.00
C61	Prostate	-	-	-	-	-	-	-	-	-	-	-	-	2	-	2	-	-	4	1.34
C62	Testis	1	-	-	-	-	-	1	-	1	-	-	-	-	-	-	-	-	3	1.00
C63	Other Male Genital	-	-	-	-	1	-	-	-	-	-	1	-	-	-	-	-	-	2	0.67
C64	Kidney etc.	-	-	-	-	1	-	-	-	-	-	1	-	-	-	-	-	-	2	0.67
C65	Renal Pelvis	-	-	-	-	-	-	-	-	-	-	-	-	-	-	-	-	-	-	-
C66	Ureter	-	-	-	-	-	-	-	-	-	-	-	-	-	-	-	-	-	-	-
C67	Urinary Bladder	-	-	-	-	-	-	-	-	-	-	-	-	1	-	-	-	-	1	0.33
C68	Uns.Urinary Organs	-	-	-	-	-	-	-	-	-	-	-	-	-	-	-	-	-	-	-
C69	Eye	2	-	-	-	-	-	-	-	-	-	-	-	-	-	-	-	-	2	0.67
C70-C72	Brain, Nervous System	-	-	-	-	-	-	-	-	1	-	-	-	-	-	-	-	-	1	0.33
C73	Thyroid	-	-	-	-	1	2	-	-	-	2	1	-	-	1	-	-	-	7	2.34
C74	Adrenal Gland	-	-	-	-	-	-	-	-	-	-	-	-	-	-	-	-	-	-	-
C81	Hodgkins Disease	-	-	-	-	-	-	-	-	-	-	-	-	-	-	-	-	-	-	-
C82-C85	NHL	-	-	-	-	-	-	-	-	-	-	-	-	-	-	-	-	-	-	-
C88	Malig Imn.Prol D	-	-	-	-	-	-	-	-	-	-	-	-	-	-	-	-	-	-	-
C90	Multiple Myeloma	-	-	-	-	-	-	-	-	-	-	-	-	-	-	-	-	-	-	-
C91	Lymphoid Leuk.	-	-	-	-	-	-	-	-	-	-	-	-	-	-	-	-	-	-	-
C92-C94	Myeloid Leukaemia	-	-	-	-	-	-	-	1	-	-	-	-	-	-	-	-	-	1	0.33
C95	Leukaemia Uns	-	-	1	1	1	3	-	-	1	2	-	-	-	-	-	-	-	9	3.01
C96	CMD,O&U LMH	-	-	-	-	-	-	-	-	-	-	-	-	-	-	-	-	-	-	-
O&U*	Other and Uns	-	-	2	-	-	-	-	-	-	-	1	1	-	-	-	1	-	5	1.67
	All Sites	3	-	6	4	7	18	15	20	19	37	51	27	44	18	16	14	-	299	100.0

* O&U includes the Sites(ICD-10:C26, C39, C48, C75, C76, C77, C78, C79, C80, C97)

TABLE PAP-3(b): Number of Incident Cancers by Five Year Age Group and Site (ICD-10): 2012 - 2014 - Females

%= Relative Proportion of Cancers of All Sites

PAPUMPARE DISTRICT

ICD-10	Site	00-04	05-09	10-14	15-19	20-24	25-29	30-34	35-39	40-44	45-49	50-54	55-59	60-64	65-69	70-74	75+	Unkn	Total	%
C00	Lip	-	-	-	-	-	-	-	-	-	-	-	-	-	-	-	-	-	-	-
C01-C02	Tongue	-	-	-	-	-	-	-	-	-	1	3	1	1	-	-	-	-	6	1.80
C03-C06	Mouth	-	-	-	-	-	-	-	1	-	2	1	-	-	-	-	2	-	6	1.80
C07-C08	Salivary Gland	-	-	-	-	-	-	-	-	-	-	-	-	-	-	-	-	-	-	-
C09	Tonsil	-	-	-	-	-	-	-	1	-	-	-	-	-	-	-	-	-	1	0.30
C10	Oth. Oropharynx	-	-	-	-	-	-	-	-	-	-	-	-	-	1	-	-	-	1	0.30
C11	Nasopharynx	-	-	-	-	-	-	2	-	1	1	1	-	2	-	-	-	-	7	2.10
C12-C13	Hypopharynx	-	-	-	-	-	-	-	-	-	-	-	-	-	-	-	1	-	1	0.30
C14	Pharynx Unspecified	-	-	-	-	-	-	-	-	-	-	-	1	-	-	1	-	-	2	0.60
C15	Oesophagus	-	-	-	-	-	1	-	2	-	-	4	1	-	4	2	1	-	15	4.50
C16	Stomach	-	-	-	-	1	-	1	4	2	2	7	2	10	1	-	3	-	33	9.91
C17	Small Intestine	-	-	-	-	-	-	-	-	-	-	-	-	-	-	-	-	-	-	-
C18	Colon	-	-	-	-	-	-	-	-	-	1	-	1	2	-	-	-	-	4	1.20
C19-C20	Rectum	-	-	-	1	-	1	-	1	-	1	2	-	3	-	-	-	-	9	2.70
C21	Anus & Anal Canal	-	-	-	-	-	-	-	-	-	1	-	-	-	-	-	-	-	1	0.30
C22	Liver	-	-	-	-	-	-	-	-	3	1	5	1	4	1	1	-	-	16	4.80
C23-C24	Gallbladder etc.	-	-	-	-	-	-	4	2	1	1	3	2	-	1	-	1	-	15	4.50
C25	Pancreas	-	-	-	-	-	-	-	-	2	-	-	1	1	-	-	-	-	4	1.20
C30-C31	Nose, Sinuses etc.	-	-	-	-	-	-	-	-	-	-	-	-	-	1	-	-	-	1	0.30
C32	Larynx	-	-	-	-	-	-	-	1	-	1	-	2	1	-	-	-	-	5	1.50
C33-C34	Lung etc.	-	-	-	-	-	1	-	-	1	2	-	1	4	1	3	1	-	14	4.20
C37-C38	Other Thoracic Organs	-	-	-	-	-	-	-	-	-	-	-	-	-	-	-	-	-	-	-
C40-C41	Bone	-	-	1	-	-	-	-	-	-	-	-	-	-	-	-	-	-	1	0.30
C43	Melanoma of Skin	-	-	-	-	-	-	-	-	-	-	-	-	-	-	-	-	-	-	-
C44	Other Skin	-	-	-	-	-	1	1	1	1	1	1	1	2	-	-	-	-	9	2.70
C45	Mesothelioma	-	-	-	-	-	-	-	-	-	-	-	-	-	-	-	-	-	-	-
C46	Kaposi Sarcoma	-	-	-	-	-	-	-	-	-	-	-	-	-	-	-	-	-	-	-
C47+C49	Conn. & Soft Tissue	-	-	-	-	-	-	-	-	-	-	1	-	-	-	-	-	-	1	0.30
C50	Breast	-	-	-	-	1	2	1	15	8	7	5	7	2	-	1	1	-	50	15.02
C51	Vulva	-	-	-	-	-	-	-	-	-	2	1	-	-	-	-	-	-	3	0.90
C52	Vagina	-	-	-	-	-	-	-	-	1	-	-	-	-	-	-	-	-	1	0.30
C53	Cervix Uteri	-	-	-	-	1	1	4	5	8	7	7	7	3	-	2	-	-	45	13.51
C54	Corpus Uteri	-	-	-	-	-	-	-	-	-	-	1	-	-	-	-	-	-	1	0.30
C55	Uterus Unspecified	-	-	-	-	-	-	1	-	-	1	-	-	-	-	-	-	-	2	0.60
C56	Ovary etc.	1	-	-	-	-	-	2	2	3	3	4	1	2	1	-	2	-	21	6.31
C57	Other Female Genital	-	-	-	-	-	-	-	-	-	-	-	-	-	-	-	-	-	-	-
C58	Placenta	-	-	-	-	1	-	-	-	1	-	-	-	-	-	-	-	-	2	0.60
C64	Kidney etc.	-	-	-	-	-	-	-	-	-	1	-	-	-	1	-	-	-	2	0.60
C65	Renal Pelvis	-	-	-	-	-	-	-	-	-	-	-	-	-	-	-	-	-	-	-
C66	Ureter	-	-	-	-	-	-	-	-	-	-	-	-	-	-	-	-	-	-	-
C67	Urinary Bladder	-	-	-	-	-	-	-	-	-	-	-	-	-	-	-	-	-	-	-
C68	Uns.Urinary Organs	-	-	-	-	-	-	-	-	-	-	-	-	-	-	-	-	-	-	-
C69	Eye	-	-	-	-	-	-	-	-	-	-	-	-	-	-	-	-	-	-	-
C70-C72	Brain, Nervous System	-	-	-	-	-	-	-	-	-	-	-	-	-	-	-	-	-	-	-
C73	Thyroid	-	-	-	-	5	6	4	2	4	5	5	3	1	1	1	-	-	37	11.11
C74	Adrenal Gland	-	-	-	-	-	-	-	-	-	-	-	-	-	-	-	-	-	-	-
C81	Hodgkins Disease	-	-	-	-	-	-	-	-	-	-	-	-	-	-	-	-	-	-	-
C82-C85	NHL	-	-	-	-	-	-	-	-	-	-	-	-	-	-	-	-	-	-	-
C88	Malig Imn.Prol D	-	-	-	-	-	-	-	-	-	-	-	-	-	-	-	-	-	-	-
C90	Multiple Myeloma	-	-	-	-	-	-	-	-	-	-	-	-	-	-	1	-	-	1	0.30
C91	Lymphoid Leuk.	-	-	-	-	-	-	-	-	-	-	-	-	-	-	-	-	-	-	-
C92-C94	Myeloid Leukaemia	-	-	-	-	-	-	-	-	-	-	-	-	-	-	-	-	-	-	-
C95	Leukaemia Uns	-	-	1	1	1	-	1	2	-	1	-	-	1	-	-	1	-	9	2.70
C96	CMD,O&U LMH	-	-	-	-	-	-	-	-	-	-	-	-	-	-	-	-	-	-	-
O&U*	Other and Uns	-	1	-	-	2	-	1	1	-	-	1	-	1	-	-	-	-	7	2.10
	All Sites	1	1	2	2	12	13	22	40	36	42	52	32	40	13	12	13	-	333	100.0

* O&U includes the Sites(ICD-10:C26, C39, C48, C75, C76, C77, C78, C79, C80, C97)

**TABLE PAP-4(a): Average Annual Age Specific, Crude (CR),
Age Adjusted (AAR) (with Standard Error (SE)) and Truncated (35-64 yrs) (TR)
Incidence Rate per 100,000 population:2012 - 2014 - Males
PAPUMPARE DISTRICT**

ICD-10	00-04	05-09	10-14	15-19	20-24	25-29	30-34	35-39	40-44	45-49	50-54	55-59	60-64	65-69	70-74	75+	CR	AAR	SE	TR
C00	-	-	-	-	-	-	-	-	-	-	-	-	-	-	-	-	-	-	-	-
C01-C02	-	-	-	-	-	-	-	-	-	-	-	17.2	62.4	-	102.2	-	1.4	5.23	2.79	10.3
C03-C06	-	-	-	-	-	-	-	15.5	10.8	13.7	21.0	17.2	31.2	-	-	-	3.8	5.39	1.85	17.4
C07-C08	-	-	-	-	6.0	-	-	-	-	-	-	-	-	-	-	-	0.7	0.48	0.34	-
C09	-	-	-	-	-	-	-	-	-	-	-	34.5	31.2	-	-	-	1.0	2.63	1.58	8.5
C10	-	-	-	-	-	-	-	-	-	-	-	-	-	-	-	-	-	-	-	-
C11	-	-	-	2.8	3.0	-	4.7	15.5	-	6.8	21.0	17.2	62.4	63.5	-	-	4.5	8.25	2.90	18.0
C12-C13	-	-	-	-	-	-	-	-	16.2	-	10.5	17.2	62.4	127.0	-	-	3.1	8.49	3.38	15.1
C14	-	-	-	-	-	-	-	-	-	6.8	-	-	-	-	-	-	0.3	0.41	0.41	1.3
C15	-	-	-	-	-	-	4.7	5.2	-	41.0	105.0	51.7	187.1	190.5	-	148.1	11.1	26.53	5.47	56.7
C16	-	-	-	2.8	-	10.7	4.7	25.9	21.6	47.9	126.0	155.1	343.1	190.5	409.0	148.1	21.5	50.19	7.68	103.1
C17	-	-	-	-	-	3.6	4.7	-	-	-	-	-	-	-	-	-	0.7	0.57	0.40	-
C18	-	-	-	2.8	-	3.6	-	-	-	-	-	-	-	-	102.2	-	1.0	2.58	2.08	-
C19-C20	-	-	-	-	-	7.1	-	5.2	-	-	-	-	-	-	-	-	1.0	0.88	0.51	1.0
C21	-	-	-	-	-	-	-	-	-	-	-	-	-	-	-	-	-	-	-	-
C22	-	-	-	-	-	10.7	14.0	20.7	10.8	61.5	42.0	34.5	93.6	127.0	613.5	370.4	14.9	37.99	7.24	41.3
C23-C24	-	-	-	-	-	-	4.7	-	5.4	-	10.5	-	31.2	63.5	-	-	1.7	4.28	2.38	6.8
C25	-	-	-	-	-	-	-	5.2	-	-	-	-	31.2	-	-	74.1	1.0	3.04	1.96	5.0
C30-C31	-	-	-	-	-	-	-	-	-	-	-	-	-	-	-	-	-	-	-	-
C32	-	-	-	-	-	-	-	-	10.8	-	52.5	34.5	62.4	-	102.2	-	4.2	9.19	3.13	23.1
C33-C34	-	-	-	-	-	7.1	4.7	-	5.4	13.7	73.5	34.5	280.7	317.5	-	-	10.0	27.80	5.97	56.2
C37-C38	-	-	-	-	-	-	4.7	5.2	-	-	-	-	-	-	-	-	0.7	0.59	0.42	1.0
C40-C41	-	-	5.5	-	-	3.6	-	-	-	6.8	-	-	-	-	-	-	1.4	1.19	0.61	1.3
C43	-	-	-	-	-	-	-	-	-	-	-	-	-	-	-	-	-	-	-	-
C44	-	-	2.8	-	-	-	18.7	-	5.4	6.8	21.0	34.5	-	-	102.2	222.2	5.2	11.02	3.59	10.2
C45	-	-	-	-	-	-	-	-	-	-	-	-	-	-	-	-	-	-	-	-
C46	-	-	-	-	-	-	-	-	-	-	-	-	-	-	-	-	-	-	-	-
C47+C49	-	-	-	-	-	-	-	-	-	-	10.5	-	-	-	-	-	0.3	0.53	0.53	1.7
C50	-	-	-	-	-	-	-	-	-	-	-	-	-	-	-	-	-	-	-	-
C60	-	-	-	-	-	-	-	-	-	20.5	-	-	-	-	-	-	1.0	1.23	0.71	4.0
C61	-	-	-	-	-	-	-	-	-	-	-	-	62.4	-	204.5	-	1.4	6.59	3.39	8.0
C62	3.6	-	-	-	-	-	4.7	-	5.4	-	-	-	-	-	-	-	1.0	1.04	0.61	1.0
C63	-	-	-	-	3.0	-	-	-	-	-	10.5	-	-	-	-	-	0.7	0.77	0.58	1.7
C64	-	-	-	-	3.0	-	-	-	-	-	10.5	-	-	-	-	-	0.7	0.77	0.58	1.7
C65	-	-	-	-	-	-	-	-	-	-	-	-	-	-	-	-	-	-	-	-
C66	-	-	-	-	-	-	-	-	-	-	-	-	-	-	-	-	-	-	-	-
C67	-	-	-	-	-	-	-	-	-	-	-	-	31.2	-	-	-	0.3	1.25	1.25	4.0
C68	-	-	-	-	-	-	-	-	-	-	-	-	-	-	-	-	-	-	-	-
C69	7.2	-	-	-	-	-	-	-	-	-	-	-	-	-	-	-	0.7	0.86	0.61	-
C70-C72	-	-	-	-	-	-	-	-	5.4	-	-	-	-	-	-	-	0.3	0.32	0.32	1.0
C73	-	-	-	-	3.0	7.1	-	-	-	13.7	10.5	-	-	63.5	-	-	2.4	4.06	2.11	4.3
C74	-	-	-	-	-	-	-	-	-	-	-	-	-	-	-	-	-	-	-	-
C81	-	-	-	-	-	-	-	-	-	-	-	-	-	-	-	-	-	-	-	-
C82-C85	-	-	-	-	-	-	-	-	-	-	-	-	-	-	-	-	-	-	-	-
C88	-	-	-	-	-	-	-	-	-	-	-	-	-	-	-	-	-	-	-	-
C90	-	-	-	-	-	-	-	-	-	-	-	-	-	-	-	-	-	-	-	-
C91	-	-	-	-	-	-	-	-	-	-	-	-	-	-	-	-	-	-	-	-
C92-C94	-	-	-	-	-	-	-	5.2	-	-	-	-	-	-	-	-	0.3	0.31	0.31	1.0
C95	-	-	2.8	2.8	3.0	10.7	-	-	5.4	13.7	-	-	-	-	-	-	3.1	2.74	0.93	3.7
C96	-	-	-	-	-	-	-	-	-	-	-	-	-	-	-	-	-	-	-	-
O&U*	-	-	5.5	-	-	-	-	-	-	-	10.5	17.2	-	-	-	74.1	1.7	3.19	1.75	3.9
All Sites	10.8	0	16.6	11.1	21.0	64.1	70.1	103.6	102.6	253.0	535.5	465.2	1372.4	1142.9	1636.0	1037.0	103.5	230.4	16.41	412.4

* O&U includes the Sites(ICD-10:C26, C39, C48, C75, C76, C77, C78, C79, C80, C97)

**TABLE PAP-4(b): Average Annual Age Specific, Crude (CR),
Age Adjusted (AAR) (with Standard Error (SE)) and Truncated (35-64 yrs) (TR)
Incidence Rate per 100,000 population:2012 - 2014 - Females
PAPUMPARE DISTRICT**

ICD-10	00-04	05-09	10-14	15-19	20-24	25-29	30-34	35-39	40-44	45-49	50-54	55-59	60-64	65-69	70-74	75+	CR	AAR	SE	TR
C00	-	-	-	-	-	-	-	-	-	-	-	-	-	-	-	-	-	-	-	-
C01-C02	-	-	-	-	-	-	-	-	-	8.9	46.4	27.6	31.8	-	-	-	2.1	5.23	2.22	16.9
C03-C06	-	-	-	-	-	-	-	4.9	-	17.9	15.5	-	-	-	-	115.5	2.1	4.45	1.98	6.9
C07-C08	-	-	-	-	-	-	-	-	-	-	-	-	-	-	-	-	-	-	-	-
C09	-	-	-	-	-	-	-	4.9	-	-	-	-	-	-	-	-	0.3	0.29	0.29	0.9
C10	-	-	-	-	-	-	-	-	-	-	-	-	-	64.1	-	-	0.3	1.92	1.92	-
C11	-	-	-	-	-	-	8.9	-	6.0	8.9	15.5	-	63.6	-	-	-	2.4	4.75	2.10	13.6
C12-C13	-	-	-	-	-	-	-	-	-	-	-	-	-	-	-	57.7	0.3	1.15	1.15	-
C14	-	-	-	-	-	-	-	-	-	-	-	27.6	-	-	89.1	-	0.7	2.89	2.10	3.6
C15	-	-	-	-	-	3.4	-	9.8	-	-	61.9	27.6	-	256.2	178.3	57.7	5.2	17.46	5.13	15.4
C16	-	-	-	-	2.8	-	4.4	19.5	12.1	17.9	108.3	55.2	318.2	64.1	-	173.2	11.4	29.20	5.64	75.2
C17	-	-	-	-	-	-	-	-	-	-	-	-	-	-	-	-	-	-	-	-
C18	-	-	-	-	-	-	-	-	-	8.9	-	27.6	63.6	-	-	-	1.4	4.19	2.18	13.5
C19-C20	-	-	-	2.5	-	3.4	-	4.9	-	8.9	30.9	-	95.5	-	-	-	3.1	6.70	2.56	20.0
C21	-	-	-	-	-	-	-	-	-	8.9	-	-	-	-	-	-	0.3	0.54	0.54	1.7
C22	-	-	-	-	-	-	-	-	18.1	8.9	77.4	27.6	127.3	64.1	89.1	-	5.5	15.39	4.27	37.7
C23-C24	-	-	-	-	-	-	17.8	9.8	6.0	8.9	46.4	55.2	-	64.1	-	57.7	5.2	10.16	3.18	19.4
C25	-	-	-	-	-	-	-	-	12.1	-	-	27.6	31.8	-	-	-	1.4	3.10	1.76	10.0
C30-C31	-	-	-	-	-	-	-	-	-	-	-	-	-	64.1	-	-	0.3	1.92	1.92	-
C32	-	-	-	-	-	-	-	4.9	-	8.9	-	55.2	31.8	-	-	-	1.7	4.31	2.11	13.9
C33-C34	-	-	-	-	-	3.4	-	-	6.0	17.9	-	27.6	127.3	64.1	267.4	57.7	4.8	16.33	4.80	24.6
C37-C38	-	-	-	-	-	-	-	-	-	-	-	-	-	-	-	-	-	-	-	-
C40-C41	-	-	2.6	-	-	-	-	-	-	-	-	-	-	-	-	-	0.3	0.23	0.23	-
C43	-	-	-	-	-	-	-	-	-	-	-	-	-	-	-	-	-	-	-	-
C44	-	-	-	-	-	3.4	4.4	4.9	6.0	8.9	15.5	27.6	63.6	-	-	-	3.1	6.15	2.39	18.1
C45	-	-	-	-	-	-	-	-	-	-	-	-	-	-	-	-	-	-	-	-
C46	-	-	-	-	-	-	-	-	-	-	-	-	-	-	-	-	-	-	-	-
C47+C49	-	-	-	-	-	-	-	-	-	-	15.5	-	-	-	-	-	0.3	0.77	0.77	2.5
C50	-	-	-	-	2.8	6.8	4.4	73.3	48.4	62.5	77.4	193.4	63.6	-	89.1	57.7	17.3	29.17	4.89	81.3
C51	-	-	-	-	-	-	-	-	-	17.9	15.5	-	-	-	-	-	1.0	1.85	1.08	6.0
C52	-	-	-	-	-	-	-	-	6.0	-	-	-	-	-	-	-	0.3	0.36	0.36	1.2
C53	-	-	-	-	2.8	3.4	17.8	24.4	48.4	62.5	108.3	193.4	95.5	-	178.3	-	15.6	30.22	5.27	80.9
C54	-	-	-	-	-	-	-	-	-	-	15.5	-	-	-	-	-	0.3	0.77	0.77	2.5
C55	-	-	-	-	-	-	4.4	-	-	8.9	-	-	-	-	-	-	0.7	0.80	0.60	1.7
C56	3.8	-	-	-	-	-	8.9	9.8	18.1	26.8	61.9	27.6	63.6	64.1	-	115.5	7.3	15.24	3.87	32.3
C57	-	-	-	-	-	-	-	-	-	-	-	-	-	-	-	-	-	-	-	-
C58	-	-	-	-	2.8	-	-	-	6.0	-	-	-	-	-	-	-	0.7	0.59	0.43	1.2
C64	-	-	-	-	-	-	-	-	-	8.9	-	-	-	64.1	-	-	0.7	2.46	1.99	1.7
C65	-	-	-	-	-	-	-	-	-	-	-	-	-	-	-	-	-	-	-	-
C66	-	-	-	-	-	-	-	-	-	-	-	-	-	-	-	-	-	-	-	-
C67	-	-	-	-	-	-	-	-	-	-	-	-	-	-	-	-	-	-	-	-
C68	-	-	-	-	-	-	-	-	-	-	-	-	-	-	-	-	-	-	-	-
C69	-	-	-	-	-	-	-	-	-	-	-	-	-	-	-	-	-	-	-	-
C70-C72	-	-	-	-	-	-	-	-	-	-	-	-	-	-	-	-	-	-	-	-
C73	-	-	-	-	14.1	20.4	17.8	9.8	24.2	44.7	77.4	82.9	31.8	64.1	89.1	-	12.8	20.70	4.27	42.5
C74	-	-	-	-	-	-	-	-	-	-	-	-	-	-	-	-	-	-	-	-
C81	-	-	-	-	-	-	-	-	-	-	-	-	-	-	-	-	-	-	-	-
C82-C85	-	-	-	-	-	-	-	-	-	-	-	-	-	-	-	-	-	-	-	-
C88	-	-	-	-	-	-	-	-	-	-	-	-	-	-	-	-	-	-	-	-
C90	-	-	-	-	-	-	-	-	-	-	-	-	-	-	89.1	-	0.3	1.78	1.78	-
C91	-	-	-	-	-	-	-	-	-	-	-	-	-	-	-	-	-	-	-	-
C92-C94	-	-	-	-	-	-	-	-	-	-	-	-	-	-	-	-	-	-	-	-
C95	-	-	2.6	2.5	2.8	-	4.4	9.8	-	8.9	-	-	31.8	-	-	57.7	3.1	4.50	1.91	7.7
C96	-	-	-	-	-	-	-	-	-	-	-	-	-	-	-	-	-	-	-	-
O&U*	-	3.2	-	-	5.6	-	4.4	4.9	-	-	15.5	-	31.8	-	-	-	2.4	3.38	1.61	7.5
All Sites	3.8	3.2	5.2	5.1	33.9	44.2	97.7	195.4	217.8	375.1	804.6	884.0	1272.7	832.8	1069.5	750.6	115.3	249.0	16.12	560.6

* O&U includes the Sites(ICD-10:C26, C39, C48, C75, C76, C77, C78, C79, C80, C97)

**TABLE PAP-5(a): Number (#) and Proportion (%) of Cancers by Site
(ICD-10) and Method of Diagnosis: 2012 - 2014 - Males
PAPUMPARE DISTRICT**

ICD-10	Site	Microscopic		X-ray/Imaging		Clinical		Others		D.C.O		Unknown		Total	
		#	%	#	%	#	%	#	%	#	%	#	%	#	%
C00	Lip	-	-	-	-	-	-	-	-	-	-	-	-	-	-
C01-C02	Tongue	4	100.0	-	-	-	-	-	-	-	-	-	-	4	100.0
C03-C06	Mouth	11	100.0	-	-	-	-	-	-	-	-	-	-	11	100.0
C07-C08	Salivary Gland	2	100.0	-	-	-	-	-	-	-	-	-	-	2	100.0
C09	Tonsil	3	100.0	-	-	-	-	-	-	-	-	-	-	3	100.0
C10	Oth. Oropharynx	-	-	-	-	-	-	-	-	-	-	-	-	-	-
C11	Nasopharynx	13	100.0	-	-	-	-	-	-	-	-	-	-	13	100.0
C12-C13	Hypopharynx	8	88.9	1	11.1	-	-	-	-	-	-	-	-	9	100.0
C14	Pharynx Unspecified	1	100.0	-	-	-	-	-	-	-	-	-	-	1	100.0
C15	Oesophagus	31	96.9	-	-	-	-	1	3.1	-	-	-	-	32	100.0
C16	Stomach	59	95.2	-	-	-	-	3	4.8	-	-	-	-	62	100.0
C17	Small Intestine	2	100.0	-	-	-	-	-	-	-	-	-	-	2	100.0
C18	Colon	3	100.0	-	-	-	-	-	-	-	-	-	-	3	100.0
C19-C20	Rectum	3	100.0	-	-	-	-	-	-	-	-	-	-	3	100.0
C21	Anus & Anal Canal	-	-	-	-	-	-	-	-	-	-	-	-	-	-
C22	Liver	41	95.3	1	2.3	-	-	1	2.3	-	-	-	-	43	100.0
C23-C24	Gallbladder etc.	5	100.0	-	-	-	-	-	-	-	-	-	-	5	100.0
C25	Pancreas	3	100.0	-	-	-	-	-	-	-	-	-	-	3	100.0
C30-C31	Nose, Sinuses etc.	-	-	-	-	-	-	-	-	-	-	-	-	-	-
C32	Larynx	12	100.0	-	-	-	-	-	-	-	-	-	-	12	100.0
C33-C34	Lung etc.	27	93.1	2	6.9	-	-	-	-	-	-	-	-	29	100.0
C37-C38	Other Thoracic Organs	2	100.0	-	-	-	-	-	-	-	-	-	-	2	100.0
C40-C41	Bone	2	50.0	-	-	1	25.0	1	25.0	-	-	-	-	4	100.0
C43	Melanoma of Skin	-	-	-	-	-	-	-	-	-	-	-	-	-	-
C44	Other Skin	15	100.0	-	-	-	-	-	-	-	-	-	-	15	100.0
C45	Mesothelioma	-	-	-	-	-	-	-	-	-	-	-	-	-	-
C46	Kaposi Sarcoma	-	-	-	-	-	-	-	-	-	-	-	-	-	-
C47+C49	Conn. & Soft Tissue	1	100.0	-	-	-	-	-	-	-	-	-	-	1	100.0
C50	Breast	-	-	-	-	-	-	-	-	-	-	-	-	-	-
C60	Penis	3	100.0	-	-	-	-	-	-	-	-	-	-	3	100.0
C61	Prostate	3	75.0	-	-	1	25.0	-	-	-	-	-	-	4	100.0
C62	Testis	3	100.0	-	-	-	-	-	-	-	-	-	-	3	100.0
C63	Other Male Genital	2	100.0	-	-	-	-	-	-	-	-	-	-	2	100.0
C64	Kidney etc.	2	100.0	-	-	-	-	-	-	-	-	-	-	2	100.0
C65	Renal Pelvis	-	-	-	-	-	-	-	-	-	-	-	-	-	-
C66	Ureter	-	-	-	-	-	-	-	-	-	-	-	-	-	-
C67	Urinary Bladder	-	-	1	100.0	-	-	-	-	-	-	-	-	1	100.0
C68	Uns.Urinary Organs	-	-	-	-	-	-	-	-	-	-	-	-	-	-
C69	Eye	2	100.0	-	-	-	-	-	-	-	-	-	-	2	100.0
C70-C72	Brain, Nervous System	1	100.0	-	-	-	-	-	-	-	-	-	-	1	100.0
C73	Thyroid	7	100.0	-	-	-	-	-	-	-	-	-	-	7	100.0
C74	Adrenal Gland	-	-	-	-	-	-	-	-	-	-	-	-	-	-
C81	Hodgkins Disease	-	-	-	-	-	-	-	-	-	-	-	-	-	-
C82-C85	NHL	-	-	-	-	-	-	-	-	-	-	-	-	-	-
C88	Malig Imn.Prol D	-	-	-	-	-	-	-	-	-	-	-	-	-	-
C90	Multiple Myeloma	-	-	-	-	-	-	-	-	-	-	-	-	-	-
C91	Lymphoid Leuk.	-	-	-	-	-	-	-	-	-	-	-	-	-	-
C92-C94	Myeloid Leukaemia	1	100.0	-	-	-	-	-	-	-	-	-	-	1	100.0
C95	Leukaemia Uns	9	100.0	-	-	-	-	-	-	-	-	-	-	9	100.0
C96	CMD,O&U LMH	-	-	-	-	-	-	-	-	-	-	-	-	-	-
O&U*	Other and Uns	5	100.0	-	-	-	-	-	-	-	-	-	-	5	100.0
	All Sites	286	95.7	5	1.7	2	0.7	6	2.0	-	-	-	-	299	100.0

* O&U includes the Sites(ICD-10:C26, C39, C48, C75, C76, C77, C78, C79, C80, C97)

**TABLE PAP-5(b): Number (#) and Proportion (%) of Cancers by Site
(ICD-10) and Method of Diagnosis: 2012 - 2014 - Females
PAPUMPARE DISTRICT**

ICD-10	Site	Microscopic		X-ray/Imaging		Clinical		Others		D.C.O		Unknown		Total	
		#	%	#	%	#	%	#	%	#	%	#	%	#	%
C00	Lip	-	-	-	-	-	-	-	-	-	-	-	-	-	-
C01-C02	Tongue	5	83.3	-	-	1	16.7	-	-	-	-	-	-	6	100.0
C03-C06	Mouth	5	83.3	-	-	1	16.7	-	-	-	-	-	-	6	100.0
C07-C08	Salivary Gland	-	-	-	-	-	-	-	-	-	-	-	-	-	-
C09	Tonsil	1	100.0	-	-	-	-	-	-	-	-	-	-	1	100.0
C10	Oth. Oropharynx	1	100.0	-	-	-	-	-	-	-	-	-	-	1	100.0
C11	Nasopharynx	6	85.7	1	14.3	-	-	-	-	-	-	-	-	7	100.0
C12-C13	Hypopharynx	1	100.0	-	-	-	-	-	-	-	-	-	-	1	100.0
C14	Pharynx Unspecified	2	100.0	-	-	-	-	-	-	-	-	-	-	2	100.0
C15	Oesophagus	15	100.0	-	-	-	-	-	-	-	-	-	-	15	100.0
C16	Stomach	32	97.0	-	-	-	-	1	3.0	-	-	-	-	33	100.0
C17	Small Intestine	-	-	-	-	-	-	-	-	-	-	-	-	-	-
C18	Colon	4	100.0	-	-	-	-	-	-	-	-	-	-	4	100.0
C19-C20	Rectum	9	100.0	-	-	-	-	-	-	-	-	-	-	9	100.0
C21	Anus & Anal Canal	1	100.0	-	-	-	-	-	-	-	-	-	-	1	100.0
C22	Liver	15	93.8	-	-	-	-	1	6.3	-	-	-	-	16	100.0
C23-C24	Gallbladder etc.	15	100.0	-	-	-	-	-	-	-	-	-	-	15	100.0
C25	Pancreas	3	75.0	1	25.0	-	-	-	-	-	-	-	-	4	100.0
C30-C31	Nose, Sinuses etc.	1	100.0	-	-	-	-	-	-	-	-	-	-	1	100.0
C32	Larynx	5	100.0	-	-	-	-	-	-	-	-	-	-	5	100.0
C33-C34	Lung etc.	13	92.9	1	7.1	-	-	-	-	-	-	-	-	14	100.0
C37-C38	Other Thoracic Organs	-	-	-	-	-	-	-	-	-	-	-	-	-	-
C40-C41	Bone	1	100.0	-	-	-	-	-	-	-	-	-	-	1	100.0
C43	Melanoma of Skin	-	-	-	-	-	-	-	-	-	-	-	-	-	-
C44	Other Skin	9	100.0	-	-	-	-	-	-	-	-	-	-	9	100.0
C45	Mesothelioma	-	-	-	-	-	-	-	-	-	-	-	-	-	-
C46	Kaposi Sarcoma	-	-	-	-	-	-	-	-	-	-	-	-	-	-
C47+C49	Conn. & Soft Tissue	1	100.0	-	-	-	-	-	-	-	-	-	-	1	100.0
C50	Breast	50	100.0	-	-	-	-	-	-	-	-	-	-	50	100.0
C51	Vulva	3	100.0	-	-	-	-	-	-	-	-	-	-	3	100.0
C52	Vagina	1	100.0	-	-	-	-	-	-	-	-	-	-	1	100.0
C53	Cervix Uteri	45	100.0	-	-	-	-	-	-	-	-	-	-	45	100.0
C54	Corpus Uteri	1	100.0	-	-	-	-	-	-	-	-	-	-	1	100.0
C55	Uterus Unspecified	2	100.0	-	-	-	-	-	-	-	-	-	-	2	100.0
C56	Ovary etc.	20	95.2	1	4.8	-	-	-	-	-	-	-	-	21	100.0
C57	Other Female Genital	-	-	-	-	-	-	-	-	-	-	-	-	-	-
C58	Placenta	2	100.0	-	-	-	-	-	-	-	-	-	-	2	100.0
C64	Kidney etc.	2	100.0	-	-	-	-	-	-	-	-	-	-	2	100.0
C65	Renal Pelvis	-	-	-	-	-	-	-	-	-	-	-	-	-	-
C66	Ureter	-	-	-	-	-	-	-	-	-	-	-	-	-	-
C67	Urinary Bladder	-	-	-	-	-	-	-	-	-	-	-	-	-	-
C68	Uns.Urinary Organs	-	-	-	-	-	-	-	-	-	-	-	-	-	-
C69	Eye	-	-	-	-	-	-	-	-	-	-	-	-	-	-
C70-C72	Brain, Nervous System	-	-	-	-	-	-	-	-	-	-	-	-	-	-
C73	Thyroid	37	100.0	-	-	-	-	-	-	-	-	-	-	37	100.0
C74	Adrenal Gland	-	-	-	-	-	-	-	-	-	-	-	-	-	-
C81	Hodgkins Disease	-	-	-	-	-	-	-	-	-	-	-	-	-	-
C82-C85	NHL	-	-	-	-	-	-	-	-	-	-	-	-	-	-
C88	Malig Imn.Prol D	-	-	-	-	-	-	-	-	-	-	-	-	-	-
C90	Multiple Myeloma	1	100.0	-	-	-	-	-	-	-	-	-	-	1	100.0
C91	Lymphoid Leuk.	-	-	-	-	-	-	-	-	-	-	-	-	-	-
C92-C94	Myeloid Leukaemia	-	-	-	-	-	-	-	-	-	-	-	-	-	-
C95	Leukaemia Uns	9	100.0	-	-	-	-	-	-	-	-	-	-	9	100.0
C96	CMD,O&U LMH	-	-	-	-	-	-	-	-	-	-	-	-	-	-
O&U*	Other and Uns	7	100.0	-	-	-	-	-	-	-	-	-	-	7	100.0
	All Sites	325	97.6	4	1.2	2	0.6	2	0.6	-	-	-	-	333	100.0

* O&U includes the Sites(ICD-10:C26, C39, C48, C75, C76, C77, C78, C79, C80, C97)

**TABLE PAP-6(a): Number (#) and Proportion (%) of Cancers by Site
(ICD-10) and Detailed Microscopic Diagnosis: 2012 - 2014 - Males
PAPUMPARE DISTRICT**

ICD-10	Site	Pri. Hist		Sec. Hist		Cytology		Blood Film		Bone Marrow		Others		Total	
		#	%	#	%	#	%	#	%	#	%	#	%	#	%
C00	Lip	-	-	-	-	-	-	-	-	-	-	-	-	-	-
C01-C02	Tongue	3	75.0	-	-	1	25.0	-	-	-	-	-	-	4	100.0
C03-C06	Mouth	8	72.7	-	-	3	27.3	-	-	-	-	-	-	11	100.0
C07-C08	Salivary Gland	2	100.0	-	-	-	-	-	-	-	-	-	-	2	100.0
C09	Tonsil	1	33.3	-	-	2	66.7	-	-	-	-	-	-	3	100.0
C10	Oth. Oropharynx	-	-	-	-	-	-	-	-	-	-	-	-	-	-
C11	Nasopharynx	2	15.4	-	-	11	84.6	-	-	-	-	-	-	13	100.0
C12-C13	Hypopharynx	8	88.9	-	-	-	-	-	-	-	-	1	11.1	9	100.0
C14	Pharynx Unspecified	1	100.0	-	-	-	-	-	-	-	-	-	-	1	100.0
C15	Oesophagus	25	78.1	-	-	6	18.8	-	-	-	-	1	3.1	32	100.0
C16	Stomach	46	74.2	-	-	12	19.4	-	-	1	1.6	3	4.8	62	100.0
C17	Small Intestine	2	100.0	-	-	-	-	-	-	-	-	-	-	2	100.0
C18	Colon	2	66.7	-	-	1	33.3	-	-	-	-	-	-	3	100.0
C19-C20	Rectum	3	100.0	-	-	-	-	-	-	-	-	-	-	3	100.0
C21	Anus & Anal Canal	-	-	-	-	-	-	-	-	-	-	-	-	-	-
C22	Liver	4	9.3	-	-	37	86.0	-	-	-	-	2	4.7	43	100.0
C23-C24	Gallbladder etc.	2	40.0	-	-	3	60.0	-	-	-	-	-	-	5	100.0
C25	Pancreas	-	-	-	-	3	100.0	-	-	-	-	-	-	3	100.0
C30-C31	Nose, Sinuses etc.	-	-	-	-	-	-	-	-	-	-	-	-	-	-
C32	Larynx	6	50.0	-	-	6	50.0	-	-	-	-	-	-	12	100.0
C33-C34	Lung etc.	10	34.5	-	-	17	58.6	-	-	-	-	2	6.9	29	100.0
C37-C38	Other Thoracic Organs	1	50.0	-	-	1	50.0	-	-	-	-	-	-	2	100.0
C40-C41	Bone	2	50.0	-	-	-	-	-	-	-	-	2	50.0	4	100.0
C43	Melanoma of Skin	-	-	-	-	-	-	-	-	-	-	-	-	-	-
C44	Other Skin	10	66.7	-	-	5	33.3	-	-	-	-	-	-	15	100.0
C45	Mesothelioma	-	-	-	-	-	-	-	-	-	-	-	-	-	-
C46	Kaposi Sarcoma	-	-	-	-	-	-	-	-	-	-	-	-	-	-
C47+C49	Conn. & Soft Tissue	-	-	-	-	1	100.0	-	-	-	-	-	-	1	100.0
C50	Breast	-	-	-	-	-	-	-	-	-	-	-	-	-	-
C60	Penis	3	100.0	-	-	-	-	-	-	-	-	-	-	3	100.0
C61	Prostate	2	50.0	-	-	1	25.0	-	-	-	-	1	25.0	4	100.0
C62	Testis	1	33.3	-	-	2	66.7	-	-	-	-	-	-	3	100.0
C63	Other Male Genital	1	50.0	-	-	1	50.0	-	-	-	-	-	-	2	100.0
C64	Kidney etc.	1	50.0	-	-	1	50.0	-	-	-	-	-	-	2	100.0
C65	Renal Pelvis	-	-	-	-	-	-	-	-	-	-	-	-	-	-
C66	Ureter	-	-	-	-	-	-	-	-	-	-	-	-	-	-
C67	Urinary Bladder	-	-	-	-	-	-	-	-	-	-	1	100.0	1	100.0
C68	Uns.Urinary Organs	-	-	-	-	-	-	-	-	-	-	-	-	-	-
C69	Eye	2	100.0	-	-	-	-	-	-	-	-	-	-	2	100.0
C70-C72	Brain, Nervous System	-	-	-	-	1	100.0	-	-	-	-	-	-	1	100.0
C73	Thyroid	3	42.9	-	-	4	57.1	-	-	-	-	-	-	7	100.0
C74	Adrenal Gland	-	-	-	-	-	-	-	-	-	-	-	-	-	-
C81	Hodgkins Disease	-	-	-	-	-	-	-	-	-	-	-	-	-	-
C82-C85	NHL	-	-	-	-	-	-	-	-	-	-	-	-	-	-
C88	Malig Imn.Prol D	-	-	-	-	-	-	-	-	-	-	-	-	-	-
C90	Multiple Myeloma	-	-	-	-	-	-	-	-	-	-	-	-	-	-
C91	Lymphoid Leuk.	-	-	-	-	-	-	-	-	-	-	-	-	-	-
C92-C94	Myeloid Leukaemia	-	-	-	-	-	-	-	-	1	100.0	-	-	1	100.0
C95	Leukaemia Uns	-	-	-	-	-	-	4	44.4	5	55.6	-	-	9	100.0
C96	CMD,O&U LMH	-	-	-	-	-	-	-	-	-	-	-	-	-	-
O&U*	Other and Uns	-	-	-	-	5	100.0	-	-	-	-	-	-	5	100.0
	All Sites	151	50.5	-	-	124	41.5	4	1.3	7	2.3	13	4.3	299	100.0

* O&U includes the Sites(ICD-10:C26, C39, C48, C75, C76, C77, C78, C79, C80, C97)

**TABLE PAP-6(b): Number (#) and Proportion (%) of Cancers by Site
(ICD-10) and Detailed Microscopic Diagnosis: 2012 - 2014 - Females
PAPUMPARE DISTRICT**

ICD-10	Site	Pri. Hist		Sec. Hist		Cytology		Blood Film		Bone Marrow		Others		Total	
		#	%	#	%	#	%	#	%	#	%	#	%	#	%
C00	Lip	-	-	-	-	-	-	-	-	-	-	-	-	-	-
C01-C02	Tongue	4	66.7	-	-	1	16.7	-	-	-	-	1	16.7	6	100.0
C03-C06	Mouth	5	83.3	-	-	-	-	-	-	-	-	1	16.7	6	100.0
C07-C08	Salivary Gland	-	-	-	-	-	-	-	-	-	-	-	-	-	-
C09	Tonsil	1	100.0	-	-	-	-	-	-	-	-	-	-	1	100.0
C10	Oth. Oropharynx	1	100.0	-	-	-	-	-	-	-	-	-	-	1	100.0
C11	Nasopharynx	2	28.6	-	-	4	57.1	-	-	-	-	1	14.3	7	100.0
C12-C13	Hypopharynx	1	100.0	-	-	-	-	-	-	-	-	-	-	1	100.0
C14	Pharynx Unspecified	-	-	-	-	2	100.0	-	-	-	-	-	-	2	100.0
C15	Oesophagus	14	93.3	-	-	1	6.7	-	-	-	-	-	-	15	100.0
C16	Stomach	25	75.8	-	-	7	21.2	-	-	-	-	1	3.0	33	100.0
C17	Small Intestine	-	-	-	-	-	-	-	-	-	-	-	-	-	-
C18	Colon	2	50.0	-	-	2	50.0	-	-	-	-	-	-	4	100.0
C19-C20	Rectum	6	66.7	-	-	3	33.3	-	-	-	-	-	-	9	100.0
C21	Anus & Anal Canal	-	-	-	-	1	100.0	-	-	-	-	-	-	1	100.0
C22	Liver	3	18.8	-	-	12	75.0	-	-	-	-	1	6.3	16	100.0
C23-C24	Gallbladder etc.	7	46.7	-	-	8	53.3	-	-	-	-	-	-	15	100.0
C25	Pancreas	1	25.0	-	-	2	50.0	-	-	-	-	1	25.0	4	100.0
C30-C31	Nose, Sinuses etc.	1	100.0	-	-	-	-	-	-	-	-	-	-	1	100.0
C32	Larynx	1	20.0	-	-	4	80.0	-	-	-	-	-	-	5	100.0
C33-C34	Lung etc.	2	14.3	-	-	11	78.6	-	-	-	-	1	7.1	14	100.0
C37-C38	Other Thoracic Organs	-	-	-	-	-	-	-	-	-	-	-	-	-	-
C40-C41	Bone	-	-	-	-	1	100.0	-	-	-	-	-	-	1	100.0
C43	Melanoma of Skin	-	-	-	-	-	-	-	-	-	-	-	-	-	-
C44	Other Skin	5	55.6	-	-	4	44.4	-	-	-	-	-	-	9	100.0
C45	Mesothelioma	-	-	-	-	-	-	-	-	-	-	-	-	-	-
C46	Kaposi Sarcoma	-	-	-	-	-	-	-	-	-	-	-	-	-	-
C47+C49	Conn. & Soft Tissue	1	100.0	-	-	-	-	-	-	-	-	-	-	1	100.0
C50	Breast	15	30.0	-	-	35	70.0	-	-	-	-	-	-	50	100.0
C51	Vulva	1	33.3	-	-	2	66.7	-	-	-	-	-	-	3	100.0
C52	Vagina	1	100.0	-	-	-	-	-	-	-	-	-	-	1	100.0
C53	Cervix Uteri	34	75.6	-	-	11	24.4	-	-	-	-	-	-	45	100.0
C54	Corpus Uteri	1	100.0	-	-	-	-	-	-	-	-	-	-	1	100.0
C55	Uterus Unspecified	2	100.0	-	-	-	-	-	-	-	-	-	-	2	100.0
C56	Ovary etc.	11	52.4	-	-	9	42.9	-	-	-	-	1	4.8	21	100.0
C57	Other Female Genital	-	-	-	-	-	-	-	-	-	-	-	-	-	-
C58	Placenta	1	50.0	-	-	1	50.0	-	-	-	-	-	-	2	100.0
C64	Kidney etc.	1	50.0	-	-	1	50.0	-	-	-	-	-	-	2	100.0
C65	Renal Pelvis	-	-	-	-	-	-	-	-	-	-	-	-	-	-
C66	Ureter	-	-	-	-	-	-	-	-	-	-	-	-	-	-
C67	Urinary Bladder	-	-	-	-	-	-	-	-	-	-	-	-	-	-
C68	Uns.Urinary Organs	-	-	-	-	-	-	-	-	-	-	-	-	-	-
C69	Eye	-	-	-	-	-	-	-	-	-	-	-	-	-	-
C70-C72	Brain, Nervous System	-	-	-	-	-	-	-	-	-	-	-	-	-	-
C73	Thyroid	8	21.6	-	-	29	78.4	-	-	-	-	-	-	37	100.0
C74	Adrenal Gland	-	-	-	-	-	-	-	-	-	-	-	-	-	-
C81	Hodgkins Disease	-	-	-	-	-	-	-	-	-	-	-	-	-	-
C82-C85	NHL	-	-	-	-	-	-	-	-	-	-	-	-	-	-
C88	Malig Imn.Prol D	-	-	-	-	-	-	-	-	-	-	-	-	-	-
C90	Multiple Myeloma	-	-	-	-	-	-	-	-	1	100.0	-	-	1	100.0
C91	Lymphoid Leuk.	-	-	-	-	-	-	-	-	-	-	-	-	-	-
C92-C94	Myeloid Leukaemia	-	-	-	-	-	-	-	-	-	-	-	-	-	-
C95	Leukaemia Uns	-	-	-	-	-	-	1	11.1	8	88.9	-	-	9	100.0
C96	CMD,O&U LMH	-	-	-	-	-	-	-	-	-	-	-	-	-	-
O&U*	Other and Uns	-	-	-	-	7	100.0	-	-	-	-	-	-	7	100.0
	All Sites	157	47.1	-	-	158	47.4	1	0.3	9	2.7	8	2.4	333	100.0

* O&U includes the Sites(ICD-10:C26, C39, C48, C75, C76, C77, C78, C79, C80, C97)

**TABLE PAP-7(a): Cumulative Rate (Cu.Rate%) & Cumulative Risk (Cu.Risk)
of individual sites (ICD-10) based on age specific rates
(from 0-64 and from 0-74 Years): 2012 - 2014 - Males
PAPUMPARE DISTRICT**

ICD-10	Site	0-64 Years		0-74 Years	
		Cu.Rate %	Cu.Risk	Cu.Rate %	Cu.Risk
C00	Lip	-	-	-	-
C01-C02	Tongue	0.4	0.4	0.9	0.9
C03-C06	Mouth	0.5	0.5	0.5	0.5
C07-C08	Salivary Gland	0.0	0.0	0.0	0.0
C09	Tonsil	0.3	0.3	0.3	0.3
C10	Oth. Oropharynx	-	-	-	-
C11	Nasopharynx	0.7	0.7	1.0	1.0
C12-C13	Hypopharynx	0.5	0.5	1.2	1.2
C14	Pharynx Unspecified	0.0	0.0	0.0	0.0
C15	Oesophagus	2.0	2.0	2.9	2.9
C16	Stomach	3.7	3.6	6.7	6.5
C17	Small Intestine	0.0	0.0	0.0	0.0
C18	Colon	0.0	0.0	0.5	0.5
C19-C20	Rectum	0.1	0.1	0.1	0.1
C21	Anus & Anal Canal	-	-	-	-
C22	Liver	1.4	1.4	5.1	5.0
C23-C24	Gallbladder etc.	0.3	0.3	0.6	0.6
C25	Pancreas	0.2	0.2	0.2	0.2
C30-C31	Nose, Sinuses etc.	-	-	-	-
C32	Larynx	0.8	0.8	1.3	1.3
C33-C34	Lung etc.	2.1	2.1	3.7	3.6
C37-C38	Other Thoracic Organs	0.0	0.0	0.0	0.0
C40-C41	Bone	0.1	0.1	0.1	0.1
C43	Melanoma of Skin	-	-	-	-
C44	Other Skin	0.4	0.4	1.0	1.0
C45	Mesothelioma	-	-	-	-
C46	Kaposi Sarcoma	-	-	-	-
C47+C49	Conn. & Soft Tissue	0.1	0.1	0.1	0.1
C50	Breast	-	-	-	-
C60	Penis	0.1	0.1	0.1	0.1
C61	Prostate	0.3	0.3	1.3	1.3
C62	Testis	0.1	0.1	0.1	0.1
C63	Other Male Genital	0.1	0.1	0.1	0.1
C64	Kidney etc.	0.1	0.1	0.1	0.1
C65	Renal Pelvis	-	-	-	-
C66	Ureter	-	-	-	-
C67	Urinary Bladder	0.2	0.2	0.2	0.2
C68	Uns.Urinary Organs	-	-	-	-
C69	Eye	0.0	0.0	0.0	0.0
C70-C72	Brain, Nervous System	0.0	0.0	0.0	0.0
C73	Thyroid	0.2	0.2	0.5	0.5
C74	Adrenal Gland	-	-	-	-
C81	Hodgkins Disease	-	-	-	-
C82-C85	NHL	-	-	-	-
C88	Malig Imn.Prol D	-	-	-	-
C90	Multiple Myeloma	-	-	-	-
C91	Lymphoid Leuk.	-	-	-	-
C92-C94	Myeloid Leukaemia	0.0	0.0	0.0	0.0
C95	Leukaemia Uns	0.2	0.2	0.2	0.2
C96	CMD,O&U LMH	-	-	-	-
O&U*	Other and Uns	0.2	0.2	0.2	0.2
	All Sites	15.13	14.04	29.02	25.19

* O&U includes the Sites(ICD-10:C26, C39, C48, C75, C76, C77, C78, C79, C80, C97)

**TABLE PAP-7(b): Cumulative Rate (Cu.Rate%) & Cumulative Risk (Cu.Risk)
of individual sites (ICD-10) based on age specific rates
(from 0-64 and from 0-74 Years): 2012 - 2014 - Females
PAPUMPARE DISTRICT**

ICD-10	Site	0-64 Years		0-74 Years	
		Cu.Rate %	Cu.Risk	Cu.Rate %	Cu.Risk
C00	Lip	-	-	-	-
C01-C02	Tongue	0.6	0.6	0.6	0.6
C03-C06	Mouth	0.2	0.2	0.2	0.2
C07-C08	Salivary Gland	-	-	-	-
C09	Tonsil	0.0	0.0	0.0	0.0
C10	Oth. Oropharynx	-	-	0.3	0.3
C11	Nasopharynx	0.5	0.5	0.5	0.5
C12-C13	Hypopharynx	-	-	-	-
C14	Pharynx Unspecified	0.1	0.1	0.6	0.6
C15	Oesophagus	0.5	0.5	2.7	2.7
C16	Stomach	2.7	2.7	3.0	3.0
C17	Small Intestine	-	-	-	-
C18	Colon	0.5	0.5	0.5	0.5
C19-C20	Rectum	0.7	0.7	0.7	0.7
C21	Anus & Anal Canal	0.0	0.0	0.0	0.0
C22	Liver	1.3	1.3	2.1	2.0
C23-C24	Gallbladder etc.	0.7	0.7	1.0	1.0
C25	Pancreas	0.4	0.4	0.4	0.4
C30-C31	Nose, Sinuses etc.	-	-	0.3	0.3
C32	Larynx	0.5	0.5	0.5	0.5
C33-C34	Lung etc.	0.9	0.9	2.6	2.5
C37-C38	Other Thoracic Organs	-	-	-	-
C40-C41	Bone	0.0	0.0	0.0	0.0
C43	Melanoma of Skin	-	-	-	-
C44	Other Skin	0.7	0.7	0.7	0.7
C45	Mesothelioma	-	-	-	-
C46	Kaposi Sarcoma	-	-	-	-
C47+C49	Conn. & Soft Tissue	0.1	0.1	0.1	0.1
C50	Breast	2.7	2.6	3.1	3.1
C51	Vulva	0.2	0.2	0.2	0.2
C52	Vagina	0.0	0.0	0.0	0.0
C53	Cervix Uteri	2.8	2.7	3.7	3.6
C54	Corpus Uteri	0.1	0.1	0.1	0.1
C55	Uterus Unspecified	0.1	0.1	0.1	0.1
C56	Ovary etc.	1.1	1.1	1.4	1.4
C57	Other Female Genital	-	-	-	-
C58	Placenta	0.0	0.0	0.0	0.0
C64	Kidney etc.	0.0	0.0	0.4	0.4
C65	Renal Pelvis	-	-	-	-
C66	Ureter	-	-	-	-
C67	Urinary Bladder	-	-	-	-
C68	Uns.Urinary Organs	-	-	-	-
C69	Eye	-	-	-	-
C70-C72	Brain, Nervous System	-	-	-	-
C73	Thyroid	1.6	1.6	2.4	2.4
C74	Adrenal Gland	-	-	-	-
C81	Hodgkins Disease	-	-	-	-
C82-C85	NHL	-	-	-	-
C88	Malig Imn.Prol D	-	-	-	-
C90	Multiple Myeloma	-	-	0.4	0.4
C91	Lymphoid Leuk.	-	-	-	-
C92-C94	Myeloid Leukaemia	-	-	-	-
C95	Leukaemia Uns	0.3	0.3	0.3	0.3
C96	CMD,O&U LMH	-	-	-	-
O&U*	Other and Uns	0.3	0.3	0.3	0.3
	All Sites	19.71	17.89	29.22	25.34

* O&U includes the Sites(ICD-10:C26, C39, C48, C75, C76, C77, C78, C79, C80, C97)

Figure NEP-1
Population Pyramid showing Age Distribution: 2012-2014
NAHARLAGUN - EXCL. PAPUMPARE

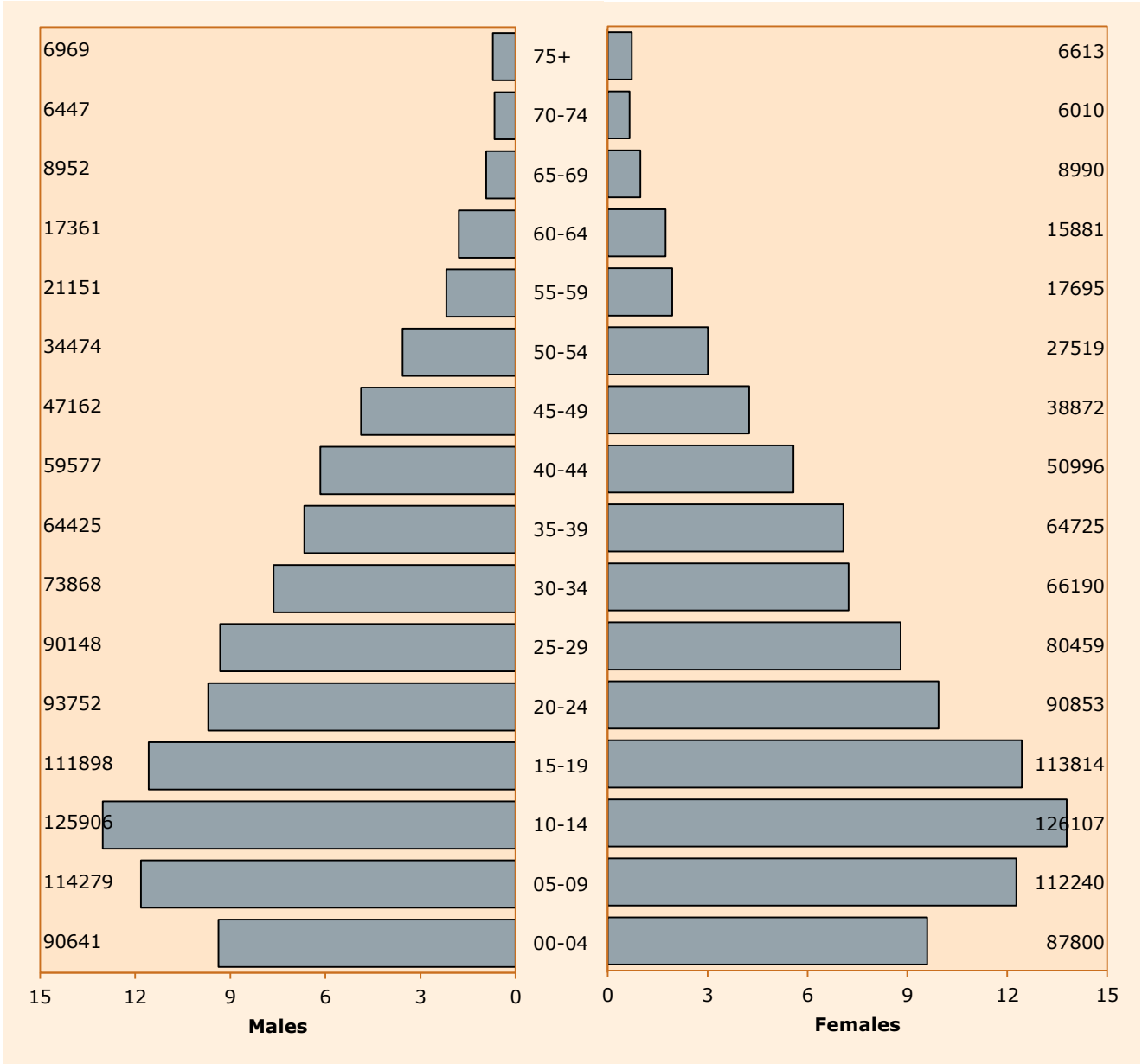


TABLE NEP-2
Population by Five Year Age Group and Gender: 2012 - 2014
Number and Relative Proportion(%)
NAHARLAGUN EXCL. PAPUMPARE

Age Group	Males		Females	
	Number	%	Number	%
00-04	90641	9.37	87800	9.60
05-09	114279	11.82	112240	12.27
10-14	125906	13.02	126107	13.79
15-19	111898	11.57	113814	12.44
20-24	93752	9.70	90853	9.93
25-29	90148	9.32	80459	8.80
30-34	73868	7.64	66190	7.24
35-39	64425	6.66	64725	7.08
40-44	59577	6.16	50996	5.57
45-49	47162	4.88	38872	4.25
50-54	34474	3.57	27519	3.01
55-59	21151	2.19	17695	1.93
60-64	17361	1.80	15881	1.74
65-69	8952	0.93	8990	0.98
70-74	6447	0.67	6010	0.66
75+	6969	0.72	6613	0.72
Total	967010	100.00	914764	100.00

TABLE NEP-3(a): Number of Incident Cancers by Five Year Age Group and

Site (ICD-10): 2012 - 2014 - Males

%= Relative Proportion of Cancers of All Sites

NAHARLAGUN EXCL. PAPUMPARE

ICD-10	Site	00-04	05-09	10-14	15-19	20-24	25-29	30-34	35-39	40-44	45-49	50-54	55-59	60-64	65-69	70-74	75+	Unkn	Total	%
C00	Lip	-	-	-	-	-	-	-	-	-	-	-	-	-	-	-	-	-	-	-
C01-C02	Tongue	-	-	-	-	-	-	-	-	-	1	2	-	2	3	-	1	-	9	2.06
C03-C06	Mouth	-	-	-	-	-	1	-	-	-	1	1	-	-	-	-	-	-	3	0.69
C07-C08	Salivary Gland	-	-	-	-	1	1	-	-	-	1	-	-	-	-	-	-	-	3	0.69
C09	Tonsil	-	-	-	-	-	-	-	-	-	1	1	-	1	-	-	-	-	3	0.69
C10	Oth. Oropharynx	-	-	-	-	-	-	-	-	-	-	-	-	-	-	-	-	-	-	-
C11	Nasopharynx	-	-	-	-	2	1	2	1	1	1	2	1	2	2	2	2	-	19	4.36
C12-C13	Hypopharynx	-	-	-	-	-	-	-	-	-	1	-	2	2	1	1	-	-	7	1.61
C14	Pharynx Unspecified	-	-	-	-	-	-	-	-	-	1	-	-	-	1	-	-	-	2	0.46
C15	Oesophagus	-	-	-	-	-	-	1	-	4	1	6	3	5	3	1	1	-	25	5.73
C16	Stomach	-	-	-	-	1	2	1	6	12	20	22	12	19	8	11	4	-	118	27.06
C17	Small Intestine	-	-	-	-	-	-	-	-	-	-	-	-	-	-	-	-	-	-	-
C18	Colon	-	-	-	-	-	-	-	-	-	1	2	3	1	1	-	-	-	8	1.83
C19-C20	Rectum	-	-	-	-	2	-	1	-	-	1	2	1	-	1	-	-	-	8	1.83
C21	Anus & Anal Canal	-	-	-	-	-	-	-	-	-	-	-	1	-	1	-	1	-	3	0.69
C22	Liver	1	-	-	-	-	2	5	7	11	15	14	13	17	6	8	4	-	103	23.62
C23-C24	Gallbladder etc.	-	-	-	-	-	-	1	-	-	1	4	1	1	-	-	-	-	8	1.83
C25	Pancreas	-	-	-	-	-	-	-	1	2	1	-	4	1	-	1	-	-	10	2.29
C30-C31	Nose, Sinuses etc.	-	-	-	-	-	-	-	-	-	-	-	-	1	-	-	-	-	1	0.23
C32	Larynx	-	-	-	-	-	-	-	-	-	1	2	5	2	1	1	-	-	12	2.75
C33-C34	Lung etc.	-	-	-	-	1	-	2	2	1	3	4	4	2	1	1	-	-	21	4.82
C37-C38	Other Thoracic Organs	-	-	-	-	-	-	-	-	1	-	-	-	-	-	-	-	-	1	0.23
C40-C41	Bone	-	-	1	2	-	-	-	-	-	1	1	-	-	-	-	-	-	5	1.15
C43	Melanoma of Skin	-	-	-	-	-	-	-	-	-	-	-	-	-	-	-	-	-	-	-
C44	Other Skin	-	-	-	1	-	1	-	-	1	2	2	2	1	-	-	-	-	10	2.29
C45	Mesothelioma	-	-	-	-	-	-	-	-	-	-	-	-	-	-	-	-	-	-	-
C46	Kaposi Sarcoma	-	-	-	-	-	-	-	-	-	-	-	-	-	-	-	-	-	-	-
C47+C49	Conn. & Soft Tissue	-	-	-	-	-	-	-	1	1	-	-	-	-	1	1	-	-	4	0.92
C50	Breast	-	-	-	-	-	-	-	-	-	-	-	2	-	-	-	-	-	2	0.46
C60	Penis	-	-	-	-	-	-	-	1	-	-	1	-	-	-	1	2	-	5	1.15
C61	Prostate	-	-	-	-	-	-	-	-	-	-	-	1	-	-	-	-	-	1	0.23
C62	Testis	1	-	-	-	-	-	-	-	-	-	-	-	-	-	-	-	-	1	0.23
C63	Other Male Genital	-	-	-	-	-	-	-	-	-	-	-	-	-	-	-	-	-	-	-
C64	Kidney etc.	-	-	-	-	-	-	-	-	-	-	-	-	3	-	-	-	-	3	0.69
C65	Renal Pelvis	-	-	-	-	-	-	-	-	-	-	-	-	-	-	-	-	-	-	-
C66	Ureter	-	-	-	-	-	-	-	-	-	-	-	-	-	-	-	-	-	-	-
C67	Urinary Bladder	-	-	-	-	-	-	-	-	-	1	-	-	-	-	-	-	-	1	0.23
C68	Uns.Urinary Organs	-	-	-	-	-	-	-	-	-	-	-	-	-	-	-	-	-	-	-
C69	Eye	-	-	-	-	-	-	-	-	-	-	-	-	1	-	-	-	-	1	0.23
C70-C72	Brain, Nervous System	-	1	-	-	1	-	-	-	-	-	-	-	-	-	-	-	-	2	0.46
C73	Thyroid	-	-	-	-	-	-	-	1	2	2	-	-	-	-	-	-	-	5	1.15
C74	Adrenal Gland	-	-	-	-	-	-	-	-	-	1	-	-	-	-	-	-	-	1	0.23
C81	Hodgkins Disease	-	-	-	-	-	-	-	-	-	-	-	-	-	-	-	-	-	-	-
C82-C85	NHL	-	-	-	-	-	-	-	-	-	-	1	-	-	-	-	-	-	1	0.23
C88	Malig Imn.Prol D	-	-	-	-	-	-	-	-	-	-	-	-	-	-	-	-	-	-	-
C90	Multiple Myeloma	-	-	-	-	-	-	-	-	-	-	-	-	-	-	-	-	-	-	-
C91	Lymphoid Leuk.	-	-	-	1	-	-	-	-	-	-	-	-	-	-	-	-	-	1	0.23
C92-C94	Myeloid Leukaemia	-	-	-	-	-	-	-	-	-	-	-	-	-	-	-	-	-	-	-
C95	Leukaemia Uns	1	-	2	2	1	1	-	-	2	2	1	1	3	-	-	-	-	16	3.67
C96	CMD,O&U LMH	-	-	-	-	-	-	-	-	-	-	-	-	-	-	-	-	-	-	-
O&U*	Other and Uns	-	-	1	2	1	2	-	1	1	1	2	2	-	-	-	-	-	13	2.98
	All Sites	3	1	4	8	10	11	13	21	39	61	70	58	64	30	28	15	-	436	100.0

* O&U includes the Sites(ICD-10:C26, C39, C48, C75, C76, C77, C78, C79, C80, C97)

TABLE NEP-3(b): Number of Incident Cancers by Five Year Age Group and

Site (ICD-10): 2012 - 2014 - Females

% = Relative Proportion of Cancers of All Sites

NAHARLAGUN EXCL. PAPUMPARE

ICD-10	Site	00-04	05-09	10-14	15-19	20-24	25-29	30-34	35-39	40-44	45-49	50-54	55-59	60-64	65-69	70-74	75+	Unkn	Total	%
C00	Lip	-	-	-	-	-	-	-	-	-	1	-	-	-	-	1	1	-	3	0.81
C01-C02	Tongue	-	-	-	-	-	-	-	-	-	1	-	1	-	-	-	-	-	2	0.54
C03-C06	Mouth	-	-	-	-	-	-	-	1	-	1	-	-	-	1	-	-	-	3	0.81
C07-C08	Salivary Gland	-	-	-	2	-	-	-	-	-	1	-	-	-	-	1	-	-	4	1.08
C09	Tonsil	-	-	-	-	-	-	-	-	-	-	-	-	-	-	-	-	-	-	-
C10	Oth. Oropharynx	-	-	-	-	-	-	-	-	-	-	-	-	-	-	-	-	-	-	-
C11	Nasopharynx	-	-	-	-	-	1	-	-	-	3	1	1	4	-	-	-	-	10	2.70
C12-C13	Hypopharynx	-	-	-	-	-	-	-	-	-	-	-	-	1	-	-	-	-	1	0.27
C14	Pharynx Unspecified	-	-	-	-	-	-	-	-	-	-	-	-	-	-	-	-	-	-	-
C15	Oesophagus	-	-	-	-	-	-	-	-	1	1	1	1	2	-	1	2	-	9	2.43
C16	Stomach	-	-	-	-	-	-	2	1	8	6	16	5	15	6	-	5	-	64	17.25
C17	Small Intestine	-	-	-	-	-	-	-	-	1	-	-	-	-	-	-	-	-	1	0.27
C18	Colon	-	-	-	-	-	-	-	-	1	-	-	-	-	1	-	1	-	3	0.81
C19-C20	Rectum	-	-	-	-	-	-	-	1	-	1	1	-	-	1	-	-	-	4	1.08
C21	Anus & Anal Canal	-	-	-	-	-	-	-	-	-	-	-	-	-	-	-	-	-	-	-
C22	Liver	-	-	-	-	-	-	2	3	9	5	3	4	4	-	2	-	-	32	8.63
C23-C24	Gallbladder etc.	-	-	-	-	2	-	-	2	-	1	1	2	-	1	1	-	-	10	2.70
C25	Pancreas	-	-	-	-	-	-	1	-	-	-	2	-	1	1	1	-	-	6	1.62
C30-C31	Nose, Sinuses etc.	-	-	-	-	-	-	-	-	-	-	-	1	-	-	-	-	-	1	0.27
C32	Larynx	-	-	-	-	-	-	-	-	-	1	1	-	1	-	-	-	-	3	0.81
C33-C34	Lung etc.	-	-	-	-	-	-	-	1	-	3	-	5	3	2	-	1	-	15	4.04
C37-C38	Other Thoracic Organs	-	-	-	-	-	-	-	-	1	-	-	-	-	-	1	-	-	2	0.54
C40-C41	Bone	1	-	2	-	-	1	1	-	1	-	-	-	-	-	-	-	-	6	1.62
C43	Melanoma of Skin	-	-	-	-	-	-	-	-	1	-	1	-	-	-	-	-	-	2	0.54
C44	Other Skin	-	-	-	-	-	-	-	2	2	1	7	2	4	-	-	1	-	19	5.12
C45	Mesothelioma	-	-	-	-	-	-	-	-	-	-	-	-	-	-	-	-	-	-	-
C46	Kaposi Sarcoma	-	-	-	-	-	-	-	-	-	-	-	-	-	-	-	-	-	-	-
C47+C49	Conn. & Soft Tissue	1	-	1	-	1	-	-	1	-	-	2	-	-	-	-	-	-	6	1.62
C50	Breast	-	-	-	-	-	4	1	2	2	9	2	2	1	2	1	-	-	26	7.01
C51	Vulva	-	-	-	-	-	-	-	-	-	-	-	-	-	-	-	-	-	-	-
C52	Vagina	-	-	-	-	-	-	-	-	-	-	-	-	-	-	-	-	-	-	-
C53	Cervix Uteri	-	-	-	-	-	1	4	9	8	6	11	3	3	-	1	-	-	46	12.40
C54	Corpus Uteri	-	-	-	-	-	-	-	-	-	-	-	-	-	-	-	-	-	-	-
C55	Uterus Unspecified	-	-	-	-	-	2	-	2	1	2	-	-	-	-	-	-	-	7	1.89
C56	Ovary etc.	-	-	1	2	-	2	1	3	3	3	2	2	5	1	1	1	-	27	7.28
C57	Other Female Genital	-	-	-	-	-	-	-	-	-	-	-	-	-	-	-	-	-	-	-
C58	Placenta	-	-	-	-	1	1	2	-	-	-	-	-	-	-	-	-	-	4	1.08
C64	Kidney etc.	-	-	-	-	-	-	-	-	-	1	-	-	-	-	-	-	-	1	0.27
C65	Renal Pelvis	-	-	-	-	-	-	-	-	-	-	-	-	-	-	-	-	-	-	-
C66	Ureter	-	-	-	-	-	-	-	-	-	-	-	-	-	-	-	-	-	-	-
C67	Urinary Bladder	-	-	-	-	-	-	-	-	-	-	-	-	-	-	-	1	-	1	0.27
C68	Uns.Urinary Organs	-	-	-	-	-	-	-	-	-	-	-	-	-	-	-	-	-	-	-
C69	Eye	4	-	-	-	-	-	-	-	-	-	-	-	-	-	-	-	-	4	1.08
C70-C72	Brain, Nervous System	-	-	1	-	-	-	1	-	-	-	1	-	-	-	-	-	-	3	0.81
C73	Thyroid	-	-	-	2	-	4	-	3	8	4	1	2	2	-	-	2	-	28	7.55
C74	Adrenal Gland	-	-	-	-	-	-	-	-	-	-	-	-	-	-	-	-	-	-	-
C81	Hodgkins Disease	-	-	-	-	-	-	-	-	-	-	-	-	-	-	-	-	-	-	-
C82-C85	NHL	-	-	-	-	-	-	-	-	-	-	-	-	-	-	-	-	-	-	-
C88	Malig Imn.Prol D	-	-	-	-	-	-	-	-	-	-	-	-	-	-	-	-	-	-	-
C90	Multiple Myeloma	-	-	-	-	-	-	-	-	-	-	-	-	-	-	-	-	-	-	-
C91	Lymphoid Leuk.	-	-	-	-	-	-	-	-	-	-	-	-	-	-	-	-	-	-	-
C92-C94	Myeloid Leukaemia	-	-	-	-	-	-	-	-	-	-	-	-	-	-	-	-	-	-	-
C95	Leukaemia Uns	1	-	-	1	-	2	-	-	-	-	1	5	-	1	-	-	-	11	2.96
C96	CMD,O&U LMH	-	-	-	-	-	-	-	-	-	-	-	-	-	-	-	-	-	-	-
O&U*	Other and Uns	-	1	-	-	-	-	-	1	-	-	-	2	1	2	-	-	-	7	1.89
	All Sites	7	1	5	7	4	18	15	32	47	51	54	38	47	19	11	15	-	371	100.0

* O&U includes the Sites(ICD-10:C26, C39, C48, C75, C76, C77, C78, C79, C80, C97)

**TABLE NEP-4(a): Average Annual Age Specific, Crude (CR),
Age Adjusted (AAR) (with Standard Error (SE)) and Truncated (35-64 yrs) (TR)
Incidence Rate per 100,000 population:2012 - 2014 - Males
NAHARLAGUN EXCL. PAPUMPARE**

ICD-10	00-04	05-09	10-14	15-19	20-24	25-29	30-34	35-39	40-44	45-49	50-54	55-59	60-64	65-69	70-74	75+	CR	AAR	SE	TR
C00	-	-	-	-	-	-	-	-	-	-	-	-	-	-	-	-	-	-	-	-
C01-C02	-	-	-	-	-	-	-	-	-	2.1	5.8	-	11.5	33.5	-	14.3	0.9	2.17	0.76	2.8
C03-C06	-	-	-	-	-	1.1	-	-	-	2.1	2.9	-	-	-	-	-	0.3	0.36	0.21	0.9
C07-C08	-	-	-	-	1.1	1.1	-	-	-	2.1	-	-	-	-	-	-	0.3	0.30	0.18	0.4
C09	-	-	-	-	-	-	-	-	-	2.1	2.9	-	5.8	-	-	-	0.3	0.50	0.30	1.6
C10	-	-	-	-	-	-	-	-	-	-	-	-	-	-	-	-	-	-	-	-
C11	-	-	-	-	2.1	1.1	2.7	1.6	1.7	2.1	5.8	4.7	11.5	22.3	31.0	28.7	2.0	3.55	0.91	4.1
C12-C13	-	-	-	-	-	-	-	-	-	2.1	-	9.5	11.5	11.2	15.5	-	0.7	1.61	0.63	3.1
C14	-	-	-	-	-	-	-	-	-	2.1	-	-	-	11.2	-	-	0.2	0.46	0.36	0.4
C15	-	-	-	-	-	-	1.4	-	6.7	2.1	17.4	14.2	28.8	33.5	15.5	14.3	2.6	4.80	1.04	10.1
C16	-	-	-	-	1.1	2.2	1.4	9.3	20.1	42.4	63.8	56.7	109.4	89.4	170.6	57.4	12.2	21.73	2.17	45.6
C17	-	-	-	-	-	-	-	-	-	-	-	-	-	-	-	-	-	-	-	-
C18	-	-	-	-	-	-	-	-	-	2.1	5.8	14.2	5.8	11.2	-	-	0.8	1.55	0.58	3.9
C19-C20	-	-	-	-	2.1	-	1.4	-	-	2.1	5.8	4.7	-	11.2	-	-	0.8	1.19	0.48	2.0
C21	-	-	-	-	-	-	-	-	-	-	-	4.7	-	11.2	-	14.3	0.3	0.81	0.48	0.6
C22	1.1	-	-	-	-	2.2	6.8	10.9	18.5	31.8	40.6	61.5	97.9	67.0	124.1	57.4	10.7	18.43	1.98	38.9
C23-C24	-	-	-	-	-	-	1.4	-	-	2.1	11.6	4.7	5.8	-	-	-	0.8	1.21	0.44	3.6
C25	-	-	-	-	-	-	-	1.6	3.4	2.1	-	18.9	5.8	-	15.5	-	1.0	1.72	0.58	4.5
C30-C31	-	-	-	-	-	-	-	-	-	-	-	-	5.8	-	-	-	0.1	0.23	0.23	0.7
C32	-	-	-	-	-	-	-	-	-	2.1	5.8	23.6	11.5	11.2	15.5	-	1.2	2.47	0.74	5.9
C33-C34	-	-	-	-	1.1	-	2.7	3.1	1.7	6.4	11.6	18.9	11.5	11.2	15.5	-	2.2	3.36	0.80	8.0
C37-C38	-	-	-	-	-	-	-	-	1.7	-	-	-	-	-	-	-	0.1	0.10	0.10	0.3
C40-C41	-	-	0.8	1.8	-	-	-	-	-	2.1	2.9	-	-	-	-	-	0.5	0.50	0.24	0.9
C43	-	-	-	-	-	-	-	-	-	-	-	-	-	-	-	-	-	-	-	-
C44	-	-	-	0.9	-	1.1	-	-	1.7	4.2	5.8	9.5	5.8	-	-	-	1.0	1.42	0.47	4.0
C45	-	-	-	-	-	-	-	-	-	-	-	-	-	-	-	-	-	-	-	-
C46	-	-	-	-	-	-	-	-	-	-	-	-	-	-	-	-	-	-	-	-
C47+C49	-	-	-	-	-	-	-	1.6	1.7	-	-	-	-	11.2	15.5	-	0.4	0.84	0.48	0.6
C50	-	-	-	-	-	-	-	-	-	-	-	9.5	-	-	-	-	0.2	0.38	0.27	1.2
C60	-	-	-	-	-	-	-	1.6	-	-	2.9	-	-	-	15.5	28.7	0.5	1.12	0.54	0.8
C61	-	-	-	-	-	-	-	-	-	-	-	4.7	-	-	-	-	0.1	0.19	0.19	0.6
C62	1.1	-	-	-	-	-	-	-	-	-	-	-	-	-	-	-	0.1	0.13	0.13	-
C63	-	-	-	-	-	-	-	-	-	-	-	-	-	-	-	-	-	-	-	-
C64	-	-	-	-	-	-	-	-	-	-	-	-	17.3	-	-	-	0.3	0.69	0.40	2.2
C65	-	-	-	-	-	-	-	-	-	-	-	-	-	-	-	-	-	-	-	-
C66	-	-	-	-	-	-	-	-	-	-	-	-	-	-	-	-	-	-	-	-
C67	-	-	-	-	-	-	-	-	-	2.1	-	-	-	-	-	-	0.1	0.13	0.13	0.4
C68	-	-	-	-	-	-	-	-	-	-	-	-	-	-	-	-	-	-	-	-
C69	-	-	-	-	-	-	-	-	-	-	-	-	5.8	-	-	-	0.1	0.23	0.23	0.7
C70-C72	-	0.9	-	-	1.1	-	-	-	-	-	-	-	-	-	-	-	0.2	0.17	0.12	-
C73	-	-	-	-	-	-	-	1.6	3.4	4.2	-	-	-	-	-	-	0.5	0.55	0.25	1.8
C74	-	-	-	-	-	-	-	-	-	2.1	-	-	-	-	-	-	0.1	0.13	0.13	0.4
C81	-	-	-	-	-	-	-	-	-	-	-	-	-	-	-	-	-	-	-	-
C82-C85	-	-	-	-	-	-	-	-	-	-	2.9	-	-	-	-	-	0.1	0.15	0.15	0.5
C88	-	-	-	-	-	-	-	-	-	-	-	-	-	-	-	-	-	-	-	-
C90	-	-	-	-	-	-	-	-	-	-	-	-	-	-	-	-	-	-	-	-
C91	-	-	-	0.9	-	-	-	-	-	-	-	-	-	-	-	-	0.1	0.08	0.08	-
C92-C94	-	-	-	-	-	-	-	-	-	-	-	-	-	-	-	-	-	-	-	-
C95	1.1	-	1.6	1.8	1.1	1.1	-	-	3.4	4.2	2.9	4.7	17.3	-	-	-	1.7	2.09	0.57	4.8
C96	-	-	-	-	-	-	-	-	-	-	-	-	-	-	-	-	-	-	-	-
O&U*	-	-	0.8	1.8	1.1	2.2	-	1.6	1.7	2.1	5.8	9.5	-	-	-	-	1.3	1.48	0.44	3.2
All Sites	3.3	0.9	3.2	7.1	10.7	12.2	17.6	32.6	65.5	129.3	203.1	274.2	368.6	335.1	434.3	215.2	45.1	76.9	4.02	159.7

* O&U includes the Sites(ICD-10:C26, C39, C48, C75, C76, C77, C78, C79, C80, C97)

**TABLE NEP-4(b): Average Annual Age Specific, Crude (CR),
Age Adjusted (AAR) (with Standard Error (SE)) and Truncated (35-64 yrs) (TR)
Incidence Rate per 100,000 population:2012 - 2014 - Females
NAHARLAGUN EXCL. PAPUMPARE**

ICD-10	00-04	05-09	10-14	15-19	20-24	25-29	30-34	35-39	40-44	45-49	50-54	55-59	60-64	65-69	70-74	75+	CR	AAR	SE	TR
C00	-	-	-	-	-	-	-	-	-	2.6	-	-	-	-	16.6	15.1	0.3	0.79	0.48	0.5
C01-C02	-	-	-	-	-	-	-	-	-	2.6	-	5.7	-	-	-	-	0.2	0.38	0.27	1.2
C03-C06	-	-	-	-	-	-	-	1.5	-	2.6	-	-	-	11.1	-	-	0.3	0.58	0.38	0.8
C07-C08	-	-	-	1.8	-	-	-	-	-	2.6	-	-	-	-	16.6	-	0.4	0.65	0.38	0.5
C09	-	-	-	-	-	-	-	-	-	-	-	-	-	-	-	-	-	-	-	-
C10	-	-	-	-	-	-	-	-	-	-	-	-	-	-	-	-	-	-	-	-
C11	-	-	-	-	-	1.2	-	-	-	7.7	3.6	5.7	25.2	-	-	-	1.1	1.98	0.65	6.1
C12-C13	-	-	-	-	-	-	-	-	-	-	-	-	6.3	-	-	-	0.1	0.25	0.25	0.8
C14	-	-	-	-	-	-	-	-	-	-	-	-	-	-	-	-	-	-	-	-
C15	-	-	-	-	-	-	-	-	2.0	2.6	3.6	5.7	12.6	-	16.6	30.2	1.0	2.12	0.74	3.8
C16	-	-	-	-	-	-	3.0	1.5	15.7	15.4	58.1	28.3	94.5	66.7	-	75.6	7.0	13.47	1.77	31.5
C17	-	-	-	-	-	-	-	-	2.0	-	-	-	-	-	-	-	0.1	0.12	0.12	0.4
C18	-	-	-	-	-	-	-	-	2.0	-	-	-	-	11.1	-	15.1	0.3	0.75	0.47	0.4
C19-C20	-	-	-	-	-	-	-	1.5	-	2.6	3.6	-	-	11.1	-	-	0.4	0.76	0.42	1.4
C21	-	-	-	-	-	-	-	-	-	-	-	-	-	-	-	-	-	-	-	-
C22	-	-	-	-	-	-	3.0	4.6	17.6	12.9	10.9	22.6	25.2	-	33.3	-	3.5	5.41	1.03	14.7
C23-C24	-	-	-	-	2.2	-	-	3.1	-	2.6	3.6	11.3	-	11.1	16.6	-	1.1	1.82	0.64	3.1
C25	-	-	-	-	-	-	1.5	-	-	-	7.3	-	6.3	11.1	16.6	-	0.7	1.37	0.60	2.0
C30-C31	-	-	-	-	-	-	-	-	-	-	-	5.7	-	-	-	-	0.1	0.23	0.23	0.7
C32	-	-	-	-	-	-	-	-	-	2.6	3.6	-	6.3	-	-	-	0.3	0.59	0.35	1.9
C33-C34	-	-	-	-	-	-	-	1.5	-	7.7	-	28.3	18.9	22.2	-	15.1	1.6	3.41	0.92	7.9
C37-C38	-	-	-	-	-	-	-	-	2.0	-	-	-	-	-	16.6	-	0.2	0.45	0.35	0.4
C40-C41	1.1	-	1.6	-	-	1.2	1.5	-	2.0	-	-	-	-	-	-	-	0.7	0.59	0.25	0.4
C43	-	-	-	-	-	-	-	-	2.0	-	3.6	-	-	-	-	-	0.2	0.30	0.22	1.0
C44	-	-	-	-	-	-	-	3.1	3.9	2.6	25.4	11.3	25.2	-	-	15.1	2.1	3.61	0.86	10.7
C45	-	-	-	-	-	-	-	-	-	-	-	-	-	-	-	-	-	-	-	-
C46	-	-	-	-	-	-	-	-	-	-	-	-	-	-	-	-	-	-	-	-
C47+C49	1.1	-	0.8	-	1.1	-	-	1.5	-	-	7.3	-	-	-	-	-	0.7	0.75	0.33	1.5
C50	-	-	-	-	-	5.0	1.5	3.1	3.9	23.2	7.3	11.3	6.3	22.2	16.6	-	2.8	4.37	0.93	9.3
C51	-	-	-	-	-	-	-	-	-	-	-	-	-	-	-	-	-	-	-	-
C52	-	-	-	-	-	-	-	-	-	-	-	-	-	-	-	-	-	-	-	-
C53	-	-	-	-	-	1.2	6.0	13.9	15.7	15.4	40.0	17.0	18.9	-	16.6	-	5.0	6.93	1.09	19.8
C54	-	-	-	-	-	-	-	-	-	-	-	-	-	-	-	-	-	-	-	-
C55	-	-	-	-	-	2.5	-	3.1	2.0	5.1	-	-	-	-	-	-	0.8	0.81	0.31	2.0
C56	-	-	0.8	1.8	-	2.5	1.5	4.6	5.9	7.7	7.3	11.3	31.5	11.1	16.6	15.1	3.0	4.66	0.99	10.2
C57	-	-	-	-	-	-	-	-	-	-	-	-	-	-	-	-	-	-	-	-
C58	-	-	-	-	1.1	1.2	3.0	-	-	-	-	-	-	-	-	-	0.4	0.37	0.18	-
C64	-	-	-	-	-	-	-	-	-	2.6	-	-	-	-	-	-	0.1	0.15	0.15	0.5
C65	-	-	-	-	-	-	-	-	-	-	-	-	-	-	-	-	-	-	-	-
C66	-	-	-	-	-	-	-	-	-	-	-	-	-	-	-	-	-	-	-	-
C67	-	-	-	-	-	-	-	-	-	-	-	-	-	-	-	15.1	0.1	0.30	0.30	-
C68	-	-	-	-	-	-	-	-	-	-	-	-	-	-	-	-	-	-	-	-
C69	4.6	-	-	-	-	-	-	-	-	-	-	-	-	-	-	-	0.4	0.55	0.27	-
C70-C72	-	-	0.8	-	-	-	1.5	-	-	-	3.6	-	-	-	-	-	0.3	0.34	0.22	0.6
C73	-	-	-	1.8	-	5.0	-	4.6	15.7	10.3	3.6	11.3	12.6	-	-	30.2	3.1	4.14	0.85	9.6
C74	-	-	-	-	-	-	-	-	-	-	-	-	-	-	-	-	-	-	-	-
C81	-	-	-	-	-	-	-	-	-	-	-	-	-	-	-	-	-	-	-	-
C82-C85	-	-	-	-	-	-	-	-	-	-	-	-	-	-	-	-	-	-	-	-
C88	-	-	-	-	-	-	-	-	-	-	-	-	-	-	-	-	-	-	-	-
C90	-	-	-	-	-	-	-	-	-	-	-	-	-	-	-	-	-	-	-	-
C91	-	-	-	-	-	-	-	-	-	-	-	-	-	-	-	-	-	-	-	-
C92-C94	-	-	-	-	-	-	-	-	-	-	-	-	-	-	-	-	-	-	-	-
C95	1.1	-	-	0.9	-	2.5	-	-	-	-	3.6	28.3	-	11.1	-	-	1.2	2.06	0.67	4.2
C96	-	-	-	-	-	-	-	-	-	-	-	-	-	-	-	-	-	-	-	-
O&U*	-	0.9	-	-	-	-	-	1.5	-	-	-	11.3	6.3	22.2	-	-	0.8	1.55	0.64	2.6
All Sites	8.0	0.9	4.0	6.2	4.4	22.4	22.7	49.4	92.2	131.2	196.2	214.7	296.0	211.3	183.0	226.8	40.6	66.6	3.75	150.3

* O&U includes the Sites(ICD-10:C26, C39, C48, C75, C76, C77, C78, C79, C80, C97)

**TABLE NEP-5(a): Number (#) and Proportion (%) of Cancers by Site
(ICD-10) and Method of Diagnosis: 2012 - 2014 - Males
NAHARLAGUN EXCL. PAPUMPARE**

ICD-10	Site	Microscopic		X-ray/Imaging		Clinical		Others		D.C.O		Unknown		Total	
		#	%	#	%	#	%	#	%	#	%	#	%	#	%
C00	Lip	-	-	-	-	-	-	-	-	-	-	-	-	-	-
C01-C02	Tongue	9	100.0	-	-	-	-	-	-	-	-	-	-	9	100.0
C03-C06	Mouth	3	100.0	-	-	-	-	-	-	-	-	-	-	3	100.0
C07-C08	Salivary Gland	3	100.0	-	-	-	-	-	-	-	-	-	-	3	100.0
C09	Tonsil	3	100.0	-	-	-	-	-	-	-	-	-	-	3	100.0
C10	Oth. Oropharynx	-	-	-	-	-	-	-	-	-	-	-	-	-	-
C11	Nasopharynx	18	94.7	-	-	1	5.3	-	-	-	-	-	-	19	100.0
C12-C13	Hypopharynx	7	100.0	-	-	-	-	-	-	-	-	-	-	7	100.0
C14	Pharynx Unspecified	2	100.0	-	-	-	-	-	-	-	-	-	-	2	100.0
C15	Oesophagus	22	88.0	-	-	-	-	3	12.0	-	-	-	-	25	100.0
C16	Stomach	110	93.2	1	0.8	3	2.5	3	2.5	1	0.8	-	-	118	100.0
C17	Small Intestine	-	-	-	-	-	-	-	-	-	-	-	-	-	-
C18	Colon	8	100.0	-	-	-	-	-	-	-	-	-	-	8	100.0
C19-C20	Rectum	8	100.0	-	-	-	-	-	-	-	-	-	-	8	100.0
C21	Anus & Anal Canal	3	100.0	-	-	-	-	-	-	-	-	-	-	3	100.0
C22	Liver	88	85.4	5	4.9	5	4.9	5	4.9	-	-	-	-	103	100.0
C23-C24	Gallbladder etc.	7	87.5	-	-	1	12.5	-	-	-	-	-	-	8	100.0
C25	Pancreas	9	90.0	1	10.0	-	-	-	-	-	-	-	-	10	100.0
C30-C31	Nose, Sinuses etc.	1	100.0	-	-	-	-	-	-	-	-	-	-	1	100.0
C32	Larynx	11	91.7	-	-	-	-	1	8.3	-	-	-	-	12	100.0
C33-C34	Lung etc.	21	100.0	-	-	-	-	-	-	-	-	-	-	21	100.0
C37-C38	Other Thoracic Organs	1	100.0	-	-	-	-	-	-	-	-	-	-	1	100.0
C40-C41	Bone	5	100.0	-	-	-	-	-	-	-	-	-	-	5	100.0
C43	Melanoma of Skin	-	-	-	-	-	-	-	-	-	-	-	-	-	-
C44	Other Skin	10	100.0	-	-	-	-	-	-	-	-	-	-	10	100.0
C45	Mesothelioma	-	-	-	-	-	-	-	-	-	-	-	-	-	-
C46	Kaposi Sarcoma	-	-	-	-	-	-	-	-	-	-	-	-	-	-
C47+C49	Conn. & Soft Tissue	4	100.0	-	-	-	-	-	-	-	-	-	-	4	100.0
C50	Breast	2	100.0	-	-	-	-	-	-	-	-	-	-	2	100.0
C60	Penis	5	100.0	-	-	-	-	-	-	-	-	-	-	5	100.0
C61	Prostate	1	100.0	-	-	-	-	-	-	-	-	-	-	1	100.0
C62	Testis	1	100.0	-	-	-	-	-	-	-	-	-	-	1	100.0
C63	Other Male Genital	-	-	-	-	-	-	-	-	-	-	-	-	-	-
C64	Kidney etc.	3	100.0	-	-	-	-	-	-	-	-	-	-	3	100.0
C65	Renal Pelvis	-	-	-	-	-	-	-	-	-	-	-	-	-	-
C66	Ureter	-	-	-	-	-	-	-	-	-	-	-	-	-	-
C67	Urinary Bladder	1	100.0	-	-	-	-	-	-	-	-	-	-	1	100.0
C68	Uns.Urinary Organs	-	-	-	-	-	-	-	-	-	-	-	-	-	-
C69	Eye	1	100.0	-	-	-	-	-	-	-	-	-	-	1	100.0
C70-C72	Brain, Nervous System	1	50.0	1	50.0	-	-	-	-	-	-	-	-	2	100.0
C73	Thyroid	5	100.0	-	-	-	-	-	-	-	-	-	-	5	100.0
C74	Adrenal Gland	1	100.0	-	-	-	-	-	-	-	-	-	-	1	100.0
C81	Hodgkins Disease	-	-	-	-	-	-	-	-	-	-	-	-	-	-
C82-C85	NHL	1	100.0	-	-	-	-	-	-	-	-	-	-	1	100.0
C88	Malig Imn.Prol D	-	-	-	-	-	-	-	-	-	-	-	-	-	-
C90	Multiple Myeloma	-	-	-	-	-	-	-	-	-	-	-	-	-	-
C91	Lymphoid Leuk.	1	100.0	-	-	-	-	-	-	-	-	-	-	1	100.0
C92-C94	Myeloid Leukaemia	-	-	-	-	-	-	-	-	-	-	-	-	-	-
C95	Leukaemia Uns	16	100.0	-	-	-	-	-	-	-	-	-	-	16	100.0
C96	CMD,O&U LMH	-	-	-	-	-	-	-	-	-	-	-	-	-	-
O&U*	Other and Uns	12	92.3	1	7.7	-	-	-	-	-	-	-	-	13	100.0
	All Sites	404	92.7	9	2.1	10	2.3	12	2.8	1	0.2	-	-	436	100.0

* O&U includes the Sites(ICD-10:C26, C39, C48, C75, C76, C77, C78, C79, C80, C97)

**TABLE NEP-5(b): Number (#) and Proportion (%) of Cancers by Site
(ICD-10) and Method of Diagnosis: 2012 - 2014 - Females
NAHARLAGUN EXCL. PAPUMPARE**

ICD-10	Site	Microscopic		X-ray/Imaging		Clinical		Others		D.C.O		Unknown		Total	
		#	%	#	%	#	%	#	%	#	%	#	%	#	%
C00	Lip	3	100.0	-	-	-	-	-	-	-	-	-	-	3	100.0
C01-C02	Tongue	2	100.0	-	-	-	-	-	-	-	-	-	-	2	100.0
C03-C06	Mouth	3	100.0	-	-	-	-	-	-	-	-	-	-	3	100.0
C07-C08	Salivary Gland	4	100.0	-	-	-	-	-	-	-	-	-	-	4	100.0
C09	Tonsil	-	-	-	-	-	-	-	-	-	-	-	-	-	-
C10	Oth. Oropharynx	-	-	-	-	-	-	-	-	-	-	-	-	-	-
C11	Nasopharynx	10	100.0	-	-	-	-	-	-	-	-	-	-	10	100.0
C12-C13	Hypopharynx	1	100.0	-	-	-	-	-	-	-	-	-	-	1	100.0
C14	Pharynx Unspecified	-	-	-	-	-	-	-	-	-	-	-	-	-	-
C15	Oesophagus	8	88.9	1	11.1	-	-	-	-	-	-	-	-	9	100.0
C16	Stomach	62	96.9	1	1.6	-	-	1	1.6	-	-	-	-	64	100.0
C17	Small Intestine	1	100.0	-	-	-	-	-	-	-	-	-	-	1	100.0
C18	Colon	3	100.0	-	-	-	-	-	-	-	-	-	-	3	100.0
C19-C20	Rectum	4	100.0	-	-	-	-	-	-	-	-	-	-	4	100.0
C21	Anus & Anal Canal	-	-	-	-	-	-	-	-	-	-	-	-	-	-
C22	Liver	27	84.4	-	-	1	3.1	3	9.4	1	3.1	-	-	32	100.0
C23-C24	Gallbladder etc.	9	90.0	1	10.0	-	-	-	-	-	-	-	-	10	100.0
C25	Pancreas	6	100.0	-	-	-	-	-	-	-	-	-	-	6	100.0
C30-C31	Nose, Sinuses etc.	1	100.0	-	-	-	-	-	-	-	-	-	-	1	100.0
C32	Larynx	3	100.0	-	-	-	-	-	-	-	-	-	-	3	100.0
C33-C34	Lung etc.	13	86.7	2	13.3	-	-	-	-	-	-	-	-	15	100.0
C37-C38	Other Thoracic Organs	1	50.0	1	50.0	-	-	-	-	-	-	-	-	2	100.0
C40-C41	Bone	6	100.0	-	-	-	-	-	-	-	-	-	-	6	100.0
C43	Melanoma of Skin	2	100.0	-	-	-	-	-	-	-	-	-	-	2	100.0
C44	Other Skin	19	100.0	-	-	-	-	-	-	-	-	-	-	19	100.0
C45	Mesothelioma	-	-	-	-	-	-	-	-	-	-	-	-	-	-
C46	Kaposi Sarcoma	-	-	-	-	-	-	-	-	-	-	-	-	-	-
C47+C49	Conn. & Soft Tissue	5	83.3	1	16.7	-	-	-	-	-	-	-	-	6	100.0
C50	Breast	26	100.0	-	-	-	-	-	-	-	-	-	-	26	100.0
C51	Vulva	-	-	-	-	-	-	-	-	-	-	-	-	-	-
C52	Vagina	-	-	-	-	-	-	-	-	-	-	-	-	-	-
C53	Cervix Uteri	45	97.8	1	2.2	-	-	-	-	-	-	-	-	46	100.0
C54	Corpus Uteri	-	-	-	-	-	-	-	-	-	-	-	-	-	-
C55	Uterus Unspecified	4	57.1	1	14.3	-	-	2	28.6	-	-	-	-	7	100.0
C56	Ovary etc.	24	88.9	2	7.4	-	-	1	3.7	-	-	-	-	27	100.0
C57	Other Female Genital	-	-	-	-	-	-	-	-	-	-	-	-	-	-
C58	Placenta	4	100.0	-	-	-	-	-	-	-	-	-	-	4	100.0
C64	Kidney etc.	1	100.0	-	-	-	-	-	-	-	-	-	-	1	100.0
C65	Renal Pelvis	-	-	-	-	-	-	-	-	-	-	-	-	-	-
C66	Ureter	-	-	-	-	-	-	-	-	-	-	-	-	-	-
C67	Urinary Bladder	1	100.0	-	-	-	-	-	-	-	-	-	-	1	100.0
C68	Uns.Urinary Organs	-	-	-	-	-	-	-	-	-	-	-	-	-	-
C69	Eye	4	100.0	-	-	-	-	-	-	-	-	-	-	4	100.0
C70-C72	Brain, Nervous System	1	33.3	1	33.3	1	33.3	-	-	-	-	-	-	3	100.0
C73	Thyroid	28	100.0	-	-	-	-	-	-	-	-	-	-	28	100.0
C74	Adrenal Gland	-	-	-	-	-	-	-	-	-	-	-	-	-	-
C81	Hodgkins Disease	-	-	-	-	-	-	-	-	-	-	-	-	-	-
C82-C85	NHL	-	-	-	-	-	-	-	-	-	-	-	-	-	-
C88	Malig Imn.Prol D	-	-	-	-	-	-	-	-	-	-	-	-	-	-
C90	Multiple Myeloma	-	-	-	-	-	-	-	-	-	-	-	-	-	-
C91	Lymphoid Leuk.	-	-	-	-	-	-	-	-	-	-	-	-	-	-
C92-C94	Myeloid Leukaemia	-	-	-	-	-	-	-	-	-	-	-	-	-	-
C95	Leukaemia Uns	11	100.0	-	-	-	-	-	-	-	-	-	-	11	100.0
C96	CMD,O&U LMH	-	-	-	-	-	-	-	-	-	-	-	-	-	-
O&U*	Other and Uns	6	85.7	1	14.3	-	-	-	-	-	-	-	-	7	100.0
	All Sites	348	93.8	13	3.5	2	0.5	7	1.9	1	0.3	-	-	371	100.0

* O&U includes the Sites(ICD-10:C26, C39, C48, C75, C76, C77, C78, C79, C80, C97)

**TABLE NEP-6(a): Number (#) and Proportion (%) of Cancers by Site
(ICD-10) and Detailed Microscopic Diagnosis: 2012 - 2014 - Males
NAHARLAGUN EXCL. PAPUMPARE**

ICD-10	Site	Pri. Hist		Sec. Hist		Cytology		Blood Film		Bone Marrow		Others		Total	
		#	%	#	%	#	%	#	%	#	%	#	%	#	%
C00	Lip	-	-	-	-	-	-	-	-	-	-	-	-	-	-
C01-C02	Tongue	7	77.8	-	-	2	22.2	-	-	-	-	-	-	9	100.0
C03-C06	Mouth	2	66.7	-	-	1	33.3	-	-	-	-	-	-	3	100.0
C07-C08	Salivary Gland	2	66.7	-	-	1	33.3	-	-	-	-	-	-	3	100.0
C09	Tonsil	1	33.3	-	-	2	66.7	-	-	-	-	-	-	3	100.0
C10	Oth. Oropharynx	-	-	-	-	-	-	-	-	-	-	-	-	-	-
C11	Nasopharynx	8	42.1	-	-	10	52.6	-	-	-	-	1	5.3	19	100.0
C12-C13	Hypopharynx	7	100.0	-	-	-	-	-	-	-	-	-	-	7	100.0
C14	Pharynx Unspecified	-	-	-	-	2	100.0	-	-	-	-	-	-	2	100.0
C15	Oesophagus	20	80.0	-	-	2	8.0	-	-	-	-	3	12.0	25	100.0
C16	Stomach	76	64.4	-	-	34	28.8	-	-	-	-	8	6.8	118	100.0
C17	Small Intestine	-	-	-	-	-	-	-	-	-	-	-	-	-	-
C18	Colon	4	50.0	-	-	4	50.0	-	-	-	-	-	-	8	100.0
C19-C20	Rectum	6	75.0	-	-	2	25.0	-	-	-	-	-	-	8	100.0
C21	Anus & Anal Canal	3	100.0	-	-	-	-	-	-	-	-	-	-	3	100.0
C22	Liver	8	7.8	-	-	80	77.7	-	-	-	-	15	14.6	103	100.0
C23-C24	Gallbladder etc.	-	-	-	-	7	87.5	-	-	-	-	1	12.5	8	100.0
C25	Pancreas	4	40.0	-	-	5	50.0	-	-	-	-	1	10.0	10	100.0
C30-C31	Nose, Sinuses etc.	1	100.0	-	-	-	-	-	-	-	-	-	-	1	100.0
C32	Larynx	3	25.0	-	-	8	66.7	-	-	-	-	1	8.3	12	100.0
C33-C34	Lung etc.	3	14.3	1	4.8	17	81.0	-	-	-	-	-	-	21	100.0
C37-C38	Other Thoracic Organs	1	100.0	-	-	-	-	-	-	-	-	-	-	1	100.0
C40-C41	Bone	1	20.0	-	-	4	80.0	-	-	-	-	-	-	5	100.0
C43	Melanoma of Skin	-	-	-	-	-	-	-	-	-	-	-	-	-	-
C44	Other Skin	8	80.0	-	-	2	20.0	-	-	-	-	-	-	10	100.0
C45	Mesothelioma	-	-	-	-	-	-	-	-	-	-	-	-	-	-
C46	Kaposi Sarcoma	-	-	-	-	-	-	-	-	-	-	-	-	-	-
C47+C49	Conn. & Soft Tissue	1	25.0	-	-	3	75.0	-	-	-	-	-	-	4	100.0
C50	Breast	1	50.0	-	-	1	50.0	-	-	-	-	-	-	2	100.0
C60	Penis	3	60.0	-	-	2	40.0	-	-	-	-	-	-	5	100.0
C61	Prostate	-	-	-	-	1	100.0	-	-	-	-	-	-	1	100.0
C62	Testis	-	-	-	-	1	100.0	-	-	-	-	-	-	1	100.0
C63	Other Male Genital	-	-	-	-	-	-	-	-	-	-	-	-	-	-
C64	Kidney etc.	1	33.3	-	-	2	66.7	-	-	-	-	-	-	3	100.0
C65	Renal Pelvis	-	-	-	-	-	-	-	-	-	-	-	-	-	-
C66	Ureter	-	-	-	-	-	-	-	-	-	-	-	-	-	-
C67	Urinary Bladder	1	100.0	-	-	-	-	-	-	-	-	-	-	1	100.0
C68	Uns.Urinary Organs	-	-	-	-	-	-	-	-	-	-	-	-	-	-
C69	Eye	-	-	-	-	1	100.0	-	-	-	-	-	-	1	100.0
C70-C72	Brain, Nervous System	-	-	-	-	1	50.0	-	-	-	-	1	50.0	2	100.0
C73	Thyroid	1	20.0	-	-	4	80.0	-	-	-	-	-	-	5	100.0
C74	Adrenal Gland	-	-	-	-	1	100.0	-	-	-	-	-	-	1	100.0
C81	Hodgkins Disease	-	-	-	-	-	-	-	-	-	-	-	-	-	-
C82-C85	NHL	-	-	-	-	1	100.0	-	-	-	-	-	-	1	100.0
C88	Malig Imn.Prol D	-	-	-	-	-	-	-	-	-	-	-	-	-	-
C90	Multiple Myeloma	-	-	-	-	-	-	-	-	-	-	-	-	-	-
C91	Lymphoid Leuk.	-	-	-	-	-	-	-	-	1	100.0	-	-	1	100.0
C92-C94	Myeloid Leukaemia	-	-	-	-	-	-	-	-	-	-	-	-	-	-
C95	Leukaemia Uns	3	18.8	-	-	-	-	3	18.8	10	62.5	-	-	16	100.0
C96	CMD,O&U LMH	-	-	-	-	-	-	-	-	-	-	-	-	-	-
O&U*	Other and Uns	-	-	2	15.4	10	76.9	-	-	-	-	1	7.7	13	100.0
	All Sites	176	40.4	3	0.7	211	48.4	3	0.7	11	2.5	32	7.3	436	100.0

* O&U includes the Sites(ICD-10:C26, C39, C48, C75, C76, C77, C78, C79, C80, C97)

**TABLE NEP-6(b): Number (#) and Proportion (%) of Cancers by Site
(ICD-10) and Detailed Microscopic Diagnosis: 2012 - 2014 - Females
NAHARLAGUN EXCL. PAPUMPARE**

ICD-10	Site	Pri. Hist		Sec. Hist		Cytology		Blood Film		Bone Marrow		Others		Total	
		#	%	#	%	#	%	#	%	#	%	#	%	#	%
C00	Lip	3	100.0	-	-	-	-	-	-	-	-	-	-	3	100.0
C01-C02	Tongue	-	-	-	-	2	100.0	-	-	-	-	-	-	2	100.0
C03-C06	Mouth	3	100.0	-	-	-	-	-	-	-	-	-	-	3	100.0
C07-C08	Salivary Gland	2	50.0	-	-	2	50.0	-	-	-	-	-	-	4	100.0
C09	Tonsil	-	-	-	-	-	-	-	-	-	-	-	-	-	-
C10	Oth. Oropharynx	-	-	-	-	-	-	-	-	-	-	-	-	-	-
C11	Nasopharynx	2	20.0	-	-	8	80.0	-	-	-	-	-	-	10	100.0
C12-C13	Hypopharynx	1	100.0	-	-	-	-	-	-	-	-	-	-	1	100.0
C14	Pharynx Unspecified	-	-	-	-	-	-	-	-	-	-	-	-	-	-
C15	Oesophagus	6	66.7	-	-	2	22.2	-	-	-	-	1	11.1	9	100.0
C16	Stomach	44	68.8	-	-	18	28.1	-	-	-	-	2	3.1	64	100.0
C17	Small Intestine	-	-	-	-	1	100.0	-	-	-	-	-	-	1	100.0
C18	Colon	2	66.7	-	-	1	33.3	-	-	-	-	-	-	3	100.0
C19-C20	Rectum	4	100.0	-	-	-	-	-	-	-	-	-	-	4	100.0
C21	Anus & Anal Canal	-	-	-	-	-	-	-	-	-	-	-	-	-	-
C22	Liver	2	6.3	-	-	25	78.1	-	-	-	-	5	15.6	32	100.0
C23-C24	Gallbladder etc.	1	10.0	-	-	8	80.0	-	-	-	-	1	10.0	10	100.0
C25	Pancreas	-	-	-	-	6	100.0	-	-	-	-	-	-	6	100.0
C30-C31	Nose, Sinuses etc.	1	100.0	-	-	-	-	-	-	-	-	-	-	1	100.0
C32	Larynx	2	66.7	-	-	1	33.3	-	-	-	-	-	-	3	100.0
C33-C34	Lung etc.	4	26.7	-	-	9	60.0	-	-	-	-	2	13.3	15	100.0
C37-C38	Other Thoracic Organs	1	50.0	-	-	-	-	-	-	-	-	1	50.0	2	100.0
C40-C41	Bone	4	66.7	-	-	2	33.3	-	-	-	-	-	-	6	100.0
C43	Melanoma of Skin	2	100.0	-	-	-	-	-	-	-	-	-	-	2	100.0
C44	Other Skin	13	68.4	-	-	6	31.6	-	-	-	-	-	-	19	100.0
C45	Mesothelioma	-	-	-	-	-	-	-	-	-	-	-	-	-	-
C46	Kaposi Sarcoma	-	-	-	-	-	-	-	-	-	-	-	-	-	-
C47+C49	Conn. & Soft Tissue	1	16.7	-	-	4	66.7	-	-	-	-	1	16.7	6	100.0
C50	Breast	9	34.6	-	-	17	65.4	-	-	-	-	-	-	26	100.0
C51	Vulva	-	-	-	-	-	-	-	-	-	-	-	-	-	-
C52	Vagina	-	-	-	-	-	-	-	-	-	-	-	-	-	-
C53	Cervix Uteri	39	84.8	-	-	6	13.0	-	-	-	-	1	2.2	46	100.0
C54	Corpus Uteri	-	-	-	-	-	-	-	-	-	-	-	-	-	-
C55	Uterus Unspecified	3	42.9	-	-	1	14.3	-	-	-	-	3	42.9	7	100.0
C56	Ovary etc.	11	40.7	-	-	13	48.1	-	-	-	-	3	11.1	27	100.0
C57	Other Female Genital	-	-	-	-	-	-	-	-	-	-	-	-	-	-
C58	Placenta	4	100.0	-	-	-	-	-	-	-	-	-	-	4	100.0
C64	Kidney etc.	1	100.0	-	-	-	-	-	-	-	-	-	-	1	100.0
C65	Renal Pelvis	-	-	-	-	-	-	-	-	-	-	-	-	-	-
C66	Ureter	-	-	-	-	-	-	-	-	-	-	-	-	-	-
C67	Urinary Bladder	1	100.0	-	-	-	-	-	-	-	-	-	-	1	100.0
C68	Uns.Urinary Organs	-	-	-	-	-	-	-	-	-	-	-	-	-	-
C69	Eye	3	75.0	-	-	1	25.0	-	-	-	-	-	-	4	100.0
C70-C72	Brain, Nervous System	1	33.3	-	-	-	-	-	-	-	-	2	66.7	3	100.0
C73	Thyroid	7	25.0	-	-	21	75.0	-	-	-	-	-	-	28	100.0
C74	Adrenal Gland	-	-	-	-	-	-	-	-	-	-	-	-	-	-
C81	Hodgkins Disease	-	-	-	-	-	-	-	-	-	-	-	-	-	-
C82-C85	NHL	-	-	-	-	-	-	-	-	-	-	-	-	-	-
C88	Malig Imn.Prol D	-	-	-	-	-	-	-	-	-	-	-	-	-	-
C90	Multiple Myeloma	-	-	-	-	-	-	-	-	-	-	-	-	-	-
C91	Lymphoid Leuk.	-	-	-	-	-	-	-	-	-	-	-	-	-	-
C92-C94	Myeloid Leukaemia	-	-	-	-	-	-	-	-	-	-	-	-	-	-
C95	Leukaemia Uns	-	-	-	-	-	-	2	18.2	9	81.8	-	-	11	100.0
C96	CMD,O&U LMH	-	-	-	-	-	-	-	-	-	-	-	-	-	-
O&U*	Other and Uns	-	-	1	14.3	5	71.4	-	-	-	-	1	14.3	7	100.0
	All Sites	177	47.7	1	0.3	159	42.9	2	0.5	9	2.4	23	6.2	371	100.0

* O&U includes the Sites(ICD-10:C26, C39, C48, C75, C76, C77, C78, C79, C80, C97)

**TABLE NEP-7(a): Cumulative Rate (Cu.Rate%) & Cumulative Risk (Cu.Risk)
of individual sites (ICD-10) based on age specific rates
(from 0-64 and from 0-74 Years): 2012 - 2014 - Males
NAHARLAGUN EXCL. PAPUMPARE**

ICD-10	Site	0-64 Years		0-74 Years	
		Cu.Rate %	Cu.Risk	Cu.Rate %	Cu.Risk
C00	Lip	-	-	-	-
C01-C02	Tongue	0.1	0.1	0.3	0.3
C03-C06	Mouth	0.0	0.0	0.0	0.0
C07-C08	Salivary Gland	0.0	0.0	0.0	0.0
C09	Tonsil	0.1	0.1	0.1	0.1
C10	Oth. Oropharynx	-	-	-	-
C11	Nasopharynx	0.2	0.2	0.4	0.4
C12-C13	Hypopharynx	0.1	0.1	0.2	0.2
C14	Pharynx Unspecified	0.0	0.0	0.1	0.1
C15	Oesophagus	0.4	0.4	0.6	0.6
C16	Stomach	1.5	1.5	2.8	2.8
C17	Small Intestine	-	-	-	-
C18	Colon	0.1	0.1	0.2	0.2
C19-C20	Rectum	0.1	0.1	0.1	0.1
C21	Anus & Anal Canal	0.0	0.0	0.1	0.1
C22	Liver	1.4	1.3	2.3	2.3
C23-C24	Gallbladder etc.	0.1	0.1	0.1	0.1
C25	Pancreas	0.2	0.2	0.2	0.2
C30-C31	Nose, Sinuses etc.	0.0	0.0	0.0	0.0
C32	Larynx	0.2	0.2	0.3	0.3
C33-C34	Lung etc.	0.3	0.3	0.4	0.4
C37-C38	Other Thoracic Organs	0.0	0.0	0.0	0.0
C40-C41	Bone	0.0	0.0	0.0	0.0
C43	Melanoma of Skin	-	-	-	-
C44	Other Skin	0.1	0.1	0.1	0.1
C45	Mesothelioma	-	-	-	-
C46	Kaposi Sarcoma	-	-	-	-
C47+C49	Conn. & Soft Tissue	0.0	0.0	0.1	0.1
C50	Breast	0.0	0.0	0.0	0.0
C60	Penis	0.0	0.0	0.1	0.1
C61	Prostate	0.0	0.0	0.0	0.0
C62	Testis	0.0	0.0	0.0	0.0
C63	Other Male Genital	-	-	-	-
C64	Kidney etc.	0.1	0.1	0.1	0.1
C65	Renal Pelvis	-	-	-	-
C66	Ureter	-	-	-	-
C67	Urinary Bladder	0.0	0.0	0.0	0.0
C68	Uns.Urinary Organs	-	-	-	-
C69	Eye	0.0	0.0	0.0	0.0
C70-C72	Brain, Nervous System	0.0	0.0	0.0	0.0
C73	Thyroid	0.0	0.0	0.0	0.0
C74	Adrenal Gland	0.0	0.0	0.0	0.0
C81	Hodgkins Disease	-	-	-	-
C82-C85	NHL	0.0	0.0	0.0	0.0
C88	Malign.Imm.Prol D	-	-	-	-
C90	Multiple Myeloma	-	-	-	-
C91	Lymphoid Leuk.	0.0	0.0	0.0	0.0
C92-C94	Myeloid Leukaemia	-	-	-	-
C95	Leukaemia Uns	0.2	0.2	0.2	0.2
C96	CMD,O&U LMH	-	-	-	-
O&U*	Other and Uns	0.1	0.1	0.1	0.1
	All Sites	5.64	5.49	9.49	9.05

* O&U includes the Sites(ICD-10:C26, C39, C48, C75, C76, C77, C78, C79, C80, C97)

**TABLE NEP-7(b): Cumulative Rate (Cu.Rate%) & Cumulative Risk (Cu.Risk)
of individual sites (ICD-10) based on age specific rates
(from 0-64 and from 0-74 Years): 2012 - 2014 - Females
NAHARLAGUN EXCL. PAPUMPARE**

ICD-10	Site	0-64 Years		0-74 Years	
		Cu.Rate %	Cu.Risk	Cu.Rate %	Cu.Risk
C00	Lip	0.0	0.0	0.1	0.1
C01-C02	Tongue	0.0	0.0	0.0	0.0
C03-C06	Mouth	0.0	0.0	0.1	0.1
C07-C08	Salivary Gland	0.0	0.0	0.1	0.1
C09	Tonsil	-	-	-	-
C10	Oth. Oropharynx	-	-	-	-
C11	Nasopharynx	0.2	0.2	0.2	0.2
C12-C13	Hypopharynx	0.0	0.0	0.0	0.0
C14	Pharynx Unspecified	-	-	-	-
C15	Oesophagus	0.1	0.1	0.2	0.2
C16	Stomach	1.1	1.1	1.4	1.4
C17	Small Intestine	0.0	0.0	0.0	0.0
C18	Colon	0.0	0.0	0.1	0.1
C19-C20	Rectum	0.0	0.0	0.1	0.1
C21	Anus & Anal Canal	-	-	-	-
C22	Liver	0.5	0.5	0.7	0.6
C23-C24	Gallbladder etc.	0.1	0.1	0.3	0.3
C25	Pancreas	0.1	0.1	0.2	0.2
C30-C31	Nose, Sinuses etc.	0.0	0.0	0.0	0.0
C32	Larynx	0.1	0.1	0.1	0.1
C33-C34	Lung etc.	0.3	0.3	0.4	0.4
C37-C38	Other Thoracic Organs	0.0	0.0	0.1	0.1
C40-C41	Bone	0.0	0.0	0.0	0.0
C43	Melanoma of Skin	0.0	0.0	0.0	0.0
C44	Other Skin	0.4	0.4	0.4	0.4
C45	Mesothelioma	-	-	-	-
C46	Kaposi Sarcoma	-	-	-	-
C47+C49	Conn. & Soft Tissue	0.1	0.1	0.1	0.1
C50	Breast	0.3	0.3	0.5	0.5
C51	Vulva	-	-	-	-
C52	Vagina	-	-	-	-
C53	Cervix Uteri	0.6	0.6	0.7	0.7
C54	Corpus Uteri	-	-	-	-
C55	Uterus Unspecified	0.1	0.1	0.1	0.1
C56	Ovary etc.	0.4	0.4	0.5	0.5
C57	Other Female Genital	-	-	-	-
C58	Placenta	0.0	0.0	0.0	0.0
C64	Kidney etc.	0.0	0.0	0.0	0.0
C65	Renal Pelvis	-	-	-	-
C66	Ureter	-	-	-	-
C67	Urinary Bladder	-	-	-	-
C68	Uns.Urinary Organs	-	-	-	-
C69	Eye	0.0	0.0	0.0	0.0
C70-C72	Brain, Nervous System	0.0	0.0	0.0	0.0
C73	Thyroid	0.3	0.3	0.3	0.3
C74	Adrenal Gland	-	-	-	-
C81	Hodgkins Disease	-	-	-	-
C82-C85	NHL	-	-	-	-
C88	Malig Imn.Prol D	-	-	-	-
C90	Multiple Myeloma	-	-	-	-
C91	Lymphoid Leuk.	-	-	-	-
C92-C94	Myeloid Leukaemia	-	-	-	-
C95	Leukaemia Uns	0.2	0.2	0.2	0.2
C96	CMD,O&U LMH	-	-	-	-
O&U*	Other and Uns	0.1	0.1	0.2	0.2
	All Sites	5.24	5.11	7.21	6.96

* O&U includes the Sites(ICD-10:C26, C39, C48, C75, C76, C77, C78, C79, C80, C97)